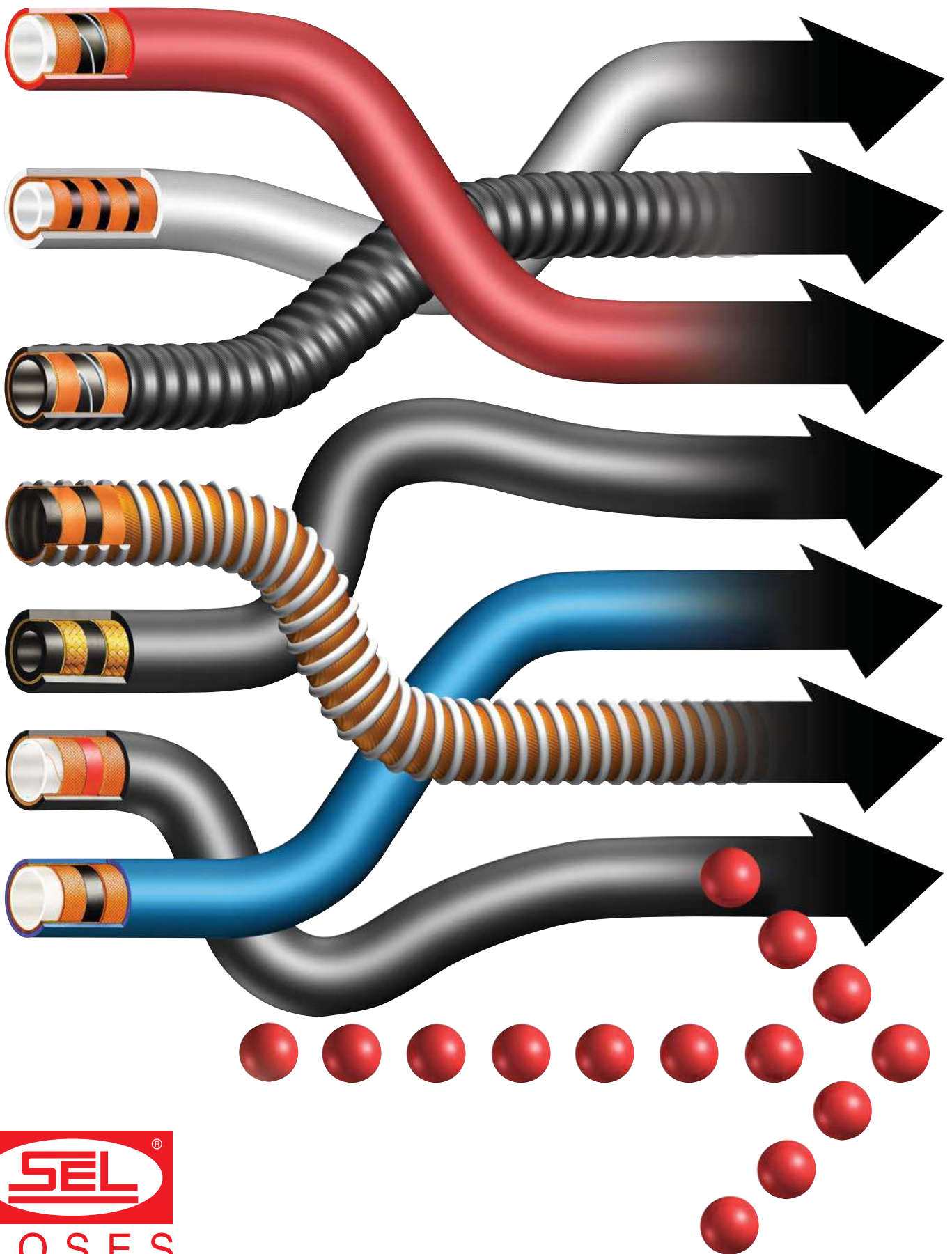


Hydraulic Hoses
Hydraulik Schläuche
Tubi Idraulici
Tuyaux Hydrauliques









HOSES

An Eaton Brand

2015





Research & Development - Quality



- ★ Polimer Kauçuk Engineering Department is conducted R&D activities for material development and component design, testing and in-house verification facilities.
- ★ Extremely skilled and experienced engineers are focused on research and development projects
- ★ Polimer Kauçuk Engineering Laboratory performs as a test laboratory and accredited according to EN ISO/IEC 17025:2005



QUALITY SYSTEM AND CERTIFICATION



SYSTEM CERTIFICATIONS

DS - EN ISO 9001:2008

DS - EN ISO 14001:2004

DS - OHSAS 18001:2008

SGS - ISO/TS 16949:2009

TÜRKAK - TS EN ISO/IEC 17025:2005

PRODUCT CERTIFICATIONS

BUREAU VERITAS

LLOYD'S REGISTER

AMECA (Automotive Manufacturers Equipment Compliance Agency, Inc.)

DET NORSE VERITAS - GL

MSHA (Mine Safety and Health Administration)

KOMAG

BODYCOTE

ABS (American Bureau of Shipping)

RST (Rail System Testing GmbH)











GOST-R

TSE

TLO

FRAS by NSW

Symbols/Symbols/Simboli/Symboles

	INNER DIAMETER INNENDURCHMESSER DIAMETRO INTERNO DIAMETRE INTERIEUR		REINFORCEMENT DIAMETER GEFLECHTDURCHMESSER DIAMETRO DEL RINFORZO DIAMETRE DE RENFORCEMENT
	OUTER DIAMETER AUSSENDURCHMESSER DIAMETRO ESTERNO DIAMETRE EXTERIEUR		VACUUM VAKUUM ASPIRAZIONE DEPRESSION
	WORKING PRESSURE BETRIEBSDRUCK PRESSIONE D'ESERCIZIO PRESSION DE SERVICE		BENDING RADIUS BIEGERADIUS RAGGIO CURVATURA RAYON DE COURBURE
	BURST PRESSURE PLATZDRUCK PRESSIONE DI SCOPPIO PRESSION D'ECLATEMENT		THEORETICAL WEIGHT THEORETISCHES GEWICHT PESO TEORICO MASSE LINEAIRE
	WORKING TEMPERATURE BETRIEBSTEMPERATUR TEMPERATURA DI LAVORO TEMPERATURE DE TRAVAIL		LENGTH LÄNGE LUNGHEZZA LONGUEUR

Tolerances/Toleranzen Tolleranze/Tolerances

Acc. ISO 1307

Weight : ± 5 % (All dimensions)
Gewicht : ± 5 % (Alle dimensionen)
Peso : ± 5 % (Tutte le dimensioni)
Poids : ± 5 % (Tous les diametres)

- ★ OTHER COLOURS AND DIAMETERS AVAILABLE UPON REQUEST.
- ★ AUF ANFRAGE KÖNNEN VERSCHIEDENE FARBEN UND MASSE PRODUZIERT WERDEN.
- ★ DIVERSI COLORI E DIMENSIONI DISPONIBILI SU RICHIESTA.
- ★ D'AUTRES COULEURS ET DIAMETRES DISPONIBLES SUR DEMANDE.
- ★ DNV-GL APPROVED PARTS EXTENDED WITH SUFFIX "D"
- ★ ABS APPROVED PARTS EXTENDED WITH SUFFIX "A"

- ★ Inside diameter not specified by the norm are available upon request and are part of our special hose program.
- ★ Nennweiten die größer sind als die angegebenen Standartgrößen sind lediglich mit SEL Spezial-Konstruktion erhältlich.
- ★ I diametri che non sono specificati dalla normativa sono classificati nel serie "tubi speciali" e sono disponibili su richiesta.
- ★ Les diamètres non spécifiés par la norme sont disponibles sur demande et font partie de notre programme de tuyau spécial.
- ★ NOT: The minimum burst pressure is acceptable if it meets %90 of specified burst pressure.

- ★ For further details please contact our sales department.
- ★ Für die weitere informationen steht unser Verkaufsteam Ihnen jederzeit zur Verfügung.
- ★ Per l'informazione dettagliata prego di contattarci con il dipartimento di vendita.
- ★ Pour plus de détails s'il vous plaît contactez notre service commercial.

- ★ Our company reserves the right of changing hose construction specifications due to technologic obligations and developments.
- ★ Unsere Firma behält sich das Recht vor, ohne vorherige Ankündigung Änderungen an den technischen Eigenschaften und Abmessungen der Schläuche vorzunehmen, die der Qualitätsverbesserung und Weiterentwicklung dienen.
- ★ La nostra firma si riserva la facoltà di modificare tutto o in parte il presente catalogo; declina inoltre ogni responsabilità per utilizzi dei propri prodotti diversi da quelli indicati.
- ★ Notre société se réserve le droit de changer les spécifications de construction flexible en raison des obligations et des développements technologiques.

Index

Reference	Norm	Hose Type	Page
HWB312	FORCESTREAM [®] 1A SAE 100 R1 A/DIN-EN 853 1ST	1 Steel Wire Braid	12
HWB313	FORCESTREAM [®] 1AT SAE 100 R1 AT/DIN-EN 853 1SN	1 Steel Wire Braid	13
HWB322	FORCESTREAM [®] 2A SAE 100 R2 A/DIN-EN 853 2ST	2 Steel Wire Braid	14
HWB323	FORCESTREAM [®] 2AT SAE 100 R2 AT/DIN-EN 853 2SN	2 Steel Wire Braid	15
HWB315	FORCESTREAM [®] 1 SC DIN-EN 857 1SC	1 Steel Wire Braid	16
TWHWB315	TWINSTREAM 1SC DIN-EN 857 1SC	1 Steel Wire Braid	17
HWB325	FORCESTREAM [®] 2SC DIN-EN 857 2SC	2 Steel Wire Braid	18
TWHWB325	TWINSTREAM 2SC DIN-EN 857 2SC	2 Steel Wire Braid	19
HWB1N-K31S	SUPERSTREAM [®] 1K	1 Steel Wire Braid SUPER-COMPACT	22
HWB2N-K32S	SUPERSTREAM [®] 2K	2 Steel Wire Braid SUPER-COMPACT	23
HWB2N-K32U	ULTRASTREAM [®] 2K	2 Steel Wire Braid	24
HWBD325	DYNAMIC [®] 2K	High Ozone Resistance 2 Steel Wire Braid	25
W3-HWB300	WOOD	3 Steel Wire Braid	26
HWBR16/32F	SELPLUS 2S SAE 100 R16	2 Steel Wire Braid	27
HWBR17/31C-32C	FORCESTREAM [®] R17 SAE 100 R17	1 - 2 Steel Wire Braid	28
HWB351	FORCESTREAM [®] R5 SAE J517 100 R5	1 Steel Wire Braid	29
PLTH31P	CONTROLLER	Pilot Line Hose	30
JMHWB320/323	JACKFORCE	Jack Hose	31
HWB31L-32L	LIFTFLEX	Elevator Hose	32
UL-HWB313	ULTIMATE 1SN SAE 100 R1 AT/DIN-EN 853 1 SN	1 Steel Wire Braid - High Temperature +135 °C	34
UL-HWB323	ULTIMATE [®] 2SN SAE 100 R2 AT/DIN-EN 853 2 SN	2 Steel Wire Braid - High Temperature +135 °C	35
UL-HWB351	ULTIMATE [®] R5 SAE J517 100 R5	1 Steel Wire Braid - High Temperature +135 °C	36
UL-HTB362	ULTIMATE [®] R6 EN 854 R6/SAE 100 R6	1 Textile Braid - High Temperature +135 °C	37
UL-R4341	ULTIMATE [®] R4	1 Textile Braid R4 - High Temperature +135 °C	38
UL-HTB36P	ULTIMATE TAK-FLEX PUSH-ON/PUSH-LOCK	Push-On Hose - High Temperature +135 °C	39
CS-HWB313	COLDSTREAM 1SN SAE 100 R1 AT/ DIN-EN 853 1 SN	1 Steel Wire Braid - Low Temperature -50 °C	42
CS-HWB323	COLDSTREAM 2SN SAE 100 R2 AT/ DIN-EN 853 2 SN	2 Steel Wire Braid - Low Temperature -50 °C	43
W3-CSHWB300	COLDSTREAM WOOD	3 Steel Wire Braid - Low Temperature -50 °C	44
SW1/31A/310	SELWASH/1	Hydro-Wash	46
SW2/32A/320	SELWASH/2	Hydro-Wash	47
SW31F	COCO	Animal Fat	48
SWHP344	SELWASH 4000	High Pressure Hydro-Wash	49
SWHP346	SELWASH 8700	Very High Pressure Hydro-Wash	50
PS-4SP391	POWERSTREAM [®] 4SP EN 856 4SP/SAE 100 R9R	4 Steel Wire Spiral	52
PS-4SP3P1	POWERSTREAM [®] 4SP+	4 Steel Wire Spiral Exceed EN 856 4 SP	53
PS-4SH392	POWERSTREAM [®] 4SH EN 856 4SH	4 Steel Wire Spiral	54
PS-4SH3P2	POWERSTREAM [®] 4SH+	4 Steel Wire Spiral Exceed EN 856 4 SH	55
PS-R12/393P3	POWERSTREAM [®] R12+	4 Steel Wire Spiral Exceed EN 856 R12	56
PS-XHWS395	POWERSTREAM [®] X-4000	4 Steel Wire Spiral X-Flexibility	57
PS-XHWS399	POWERSTREAM [®] X-5000	4 Steel Wire Spiral X-Flexibility	58
PS-XHWS39A	POWERSTREAM [®] X-6000	4 - 6 Steel Wire Spiral X-Flexibility	59
PS-R13/397	POWERSTREAM [®] R13 EN 856 R13/SAE 100 R13	4 - 6 Steel Wire Spiral	60
PS-R13/3P7	POWERSTREAM [®] R13+	4 - 6 Steel Wire Spiral Exceed EN 856 R13	61
PS-R15/398	POWERSTREAM [®] R15 SAE 100 R15	4 - 6 Steel Wire Spiral	62
PS-R15/3P8	POWERSTREAM R15+	4 - 6 Steel Wire Spiral Exceed SAE 100 R15	63

Index

Reference	Norm	Hose Type	Page
TOR-HWS39T	TORNADO/6	6 Steel Wire Spiral	67
SB-HWS394/396	SELBLAST 4 / SELBLAST 6	Waterblast	70
SB-HWS3H4	SELBLAST 4+	Waterblast	71
SA-HWB313	SUPER ABRA 1SN SAE 100 R1 AT/DIN-EN853 1 SN	Super High Abrasion1 Steel Wire Braid	74
SA-HWB323	SUPER ABRA 2SN SAE 100 R2 AT/DIN-EN853 2 SN	Super High Abrasion2 Steel Wire Braid	75
SA-4SP391	SUPER ABRA 4SP EN 856 4SP/SAE 100 R9R	Super High Abrasion4 Steel Wire Spiral	76
SA-4SH392	SUPER ABRA 4SH EN 856 4SH	Super High Abrasion4 Steel Wire Spiral	77
SA-R12/3P3	SUPER ABRA R12+	Super High Abrasion4 Steel Wire Spiral Exceed EN 856 R12	78
SA-R13/397	SUPER ABRA R13 EN 856 R13/SAE 100 R13	Super High Abrasion4 - 6 Steel Wire Spiral	79
SA-R15/398	SUPER ABRA R15 SAE 100 R15	Super High Abrasion4 - 6 Steel Wire Spiral	80
AD-HWB312	ARMADILLO® 1ST SAE 100 R1 A/ DIN-EN 853 1 ST	High Abrasion Resistant Cover1 Steel Wire Braid	81
AD-HWB313	ARMADILLO® 1SN SAE 100 R1 AT/ DIN-EN 853 1 SN	High Abrasion Resistant Cover 1 Steel Wire Braid	82
AD-HWB322	ARMADILLO® 2ST SAE 100 R2 A/ DIN-EN 853 2 ST	High Abrasion Resistant Cover 2 Steel Wire Braid	83
AD-HWB323	ARMADILLO® 2SN SAE 100 R2 A/ DIN-EN 853 2 SN	High Abrasion Resistant Cover 2 Steel Wire Braid	84
AD-HWB315	ARMADILLO® 1SC DIN-EN 857 1 SC	High Abrasion Resistant Cover 1 Steel Wire Braid	85
AD-HWB325	ARMADILLO® 2SC DIN-EN 857 2 SC	High Abrasion Resistant Cover 2 Steel Wire Braid	86
AD-HWBR16/32F	ARMADILLO® SEL PLUS 2S SAE 100 R16	High Abrasion Resistant Cover 2 Steel Wire Braid	87
AD-HWBR17/31C-32C	ARMADILLO® R17 SAE 100 R17	High Abrasion Resistant Cover 1 - 2 Steel Wire Braid	88
AD-4SP391	ARMADILLO® 4 SP EN 856 4SP/SAE 100 R9R	High Abrasion Resistant Cover 4 Steel Wire Spiral	89
AD-4SP3P1	ARMADILLO® 4 SP+	High Abrasion Resistant Cover 4 Steel Wire Spiral Exceed EN 856 4SP	90
AD-4SH392	ARMADILLO® 4 SH EN 856 4SH	High Abrasion Resistant Cover 4 Steel Wire Spiral	91
AD-4SH3P2	ARMADILLO® 4 SH+	High Abrasion Resistant Cover 4 Steel Wire Spiral Exceed EN 856 4SH	92
AD-HWSR12/3P3	ARMADILLO® R12+	High Abrasion Resistant Cover 4 Steel Wire Spiral Exceed EN 856 R12	93
AD-HWSR13/397	ARMADILLO® R13 EN 856 R13/SAE 100 R13	High Abrasion Resistant Cover 4 - 6 Steel Wire Spiral	94
AD-HWSR13/3P7	ARMADILLO® R13 +	High Abrasion Resistant Cover 4 - 6 Steel Wire Spiral	95
AD-HWSR15/398	ARMADILLO® R15 SAE 100 R15	High Abrasion Resistant Cover 4 or 6 Steel Wire Spiral	96
AD-HWSR15/3P8	ARMADILLO® R15 +	High Abrasion Resistant Cover 4 or 6 Steel Wire Spiral	97
R4341	SELTEX R4	Textile Braid R4	100
R434F	SELTEX R4-X	Textile Braid R4-X X-FLEXIBILITY	101
HTB362	SELTEX R6 EN 854 R6/SAE 100 R6	1 Textile Braid	102
HTB332	SELTEX R3 EN 854 R3/SAE 100 R3	2 Textile Braid	103
HTB364	SELTEX 1TE EN 854 1TE	1 Textile Braid	104
HTB367	SELTEX 2TE EN 854 2TE	1 Textile Braid	105
HTB334	SELTEX 3TE EN 854 3TE	2 Textile Braid	106
HTB36P	TAK-FLEX PUSH-ON/PUSH-LOCK	Push-On Hose	107
TBAC291	SELKLIMA AIR-CONDITIONING	A/C Refrigerant Hose	110
SBAC293	SELKLIMA AIR-CONDITIONING	A/C Refrigerant Hose	111
TBBSAC290	ICESTREAM SERVICE BARRIER LAYERED AIR-CONDITIONING	Barrier Layered Service A/C Refrigerant Hose	112
LLBAC290	ICESTREAM BARRIER LAYERED AIR-CONDITIONING	Barrier Layered A/C Refrigerant Hose	113
TBBAC290	ICESTREAM BARRIER LAYERED AIR-CONDITIONING	Barrier Layered A/C Refrigerant Hose	114
HB381/HB383	SELBRAKE SAE J 1401	Hydraulic Brake	116
AB372/AB375	SELBRAKE-2 SAE J 1402 / DIN 74310	Air Brake	117
HTB335/HTB33G	STEERTEX SAE J 188 / 189	Power Steering Hose	118
	SPIRAL GUARDS Spiral Guards		120

HOSE SELECTION GUIDELINE

Hose Type		Hose Size	WORKING PRESSURE (bar) / BURSTING PRESSURE (bar)													
			Dash Size	-03	-04	-05	-06	-08	-10	-12	-16	-20	-24	-32	-40	-48
			Inch	3/16"	1/4"	5/16"	3/8"	1/2"	5/8"	3/4"	1"	1 1/4"	1 1/2"	2"	2 1/2"	3"
mm	4.8	6.4	8.0	9.5	12.7	16.0	19.0	25.4	31.8	38.1	50.8	63.5	76.2			
FORCESTREAM® 1A	250	225	215	180	160	130	105	88	63	50	40					
FORCESTREAM® 1AT	250	225	215	180	160	130	105	88	63	50	40	40	35			
FORCESTREAM® 2A	415	400	350	330	275	250	215	165	125	90	78					
FORCESTREAM® 2AT	415	400	350	330	275	250	215	165	125	90	78	69	50			
STAINLESS +316 2AT		400	350	330	275	250	215	165								
FORCESTREAM® 1SC		225	215	180	160	130	105	88	63	50	40	40	35			
TWINSTREAM 1SC		225	215	180	160											
FORCESTREAM® 2SC		400	350	330	275	250	215	165	125	100	90	70	45			
TWINSTREAM 2SC		400	350	330	275											
SUPERSTREAM® 2K		450	420	385	345	290	280	200								
ULTRASTREAM® 2K		450	420	385	345	320	300	225								
DYNAMIC® 2K		400	350	330	275	250	215	165								
WOOD				500	470	410	375	327	240							
SELPLUS 2		350	297	280	245	192	157	140								
SELPLUS 2S		400	350	330	275	250	215	165								
FORCESTREAM® R17		210	210	210	210/900(1) 210/1100(2)	210	210	210								
CONTROLLER	150	150	120	120	120											
JACKFORCE		690		690												
LIFTFLEX							100	100	100	100	100					
TIERRA		400	350	330	275	250	215	165								
ULTIMATE® 1SN	250	225	215	180	160	130	105	88	63	50	40	40	35			
ULTIMATE® 2SN	415	400	350	330	275	250	215	165	125	90	78	69	50			
ULTIMATE® R6	34	28	28	28	28	24	21	20								
COLDSTREAM 1SN	250	225	215	180	160	130	105	88	63	50	40	40	35			
COLDSTREAM 2SN	415	400	350	330	275	250	215	165	125	90	78	69	50			
COLDSTREAM WOOD				500	470	410	375	327	240							
SELWASH/1		250	250	250	250											
SELWASH/2		400	400	400	400											
COCO				208	208											
SELWASH 4000		276	276	276	276											
SELWASH 8700		600	600	600	600											
SELTEX R6	34	28	28	28	28	24	21	20								
SELTEX R3	103	86	83	78	69	60	52	39	26	20						
SELTEX 1TE	25	25	20	20	16	16	12	12								
SELTEX 2TE	80	75	68	63	58	50	45	40	35	30						
TAK-FLEX		17	17	17	17	17	17	17	17	17						
ULTIMATE® TAK-FLEX		17	17	17	17	17	17	17	17	17						

SAE 100 R5 TYPE HOSES															
Hose Type		Hose Size	Dash Size	-04	-05	-06	-08	-10	-12	-16	-20	-24	-32	-40	-48
			Inch	3/16"	1/4"	5/16"	13/32"	1/2"	5/8"	7/8"	1 1/8"	1 13/16"	2 3/8"	3"	
			mm	4.8	6.4	8.0	9.5	12.7	16.0	22.2	28.6	34.9	46.0	60.0	76.2
FORCESTREAM® R5	210	210	157	140	122	105	56	43	35	24	24	14			
ULTIMATE® R5	210	210	157	140	122	105	56	43	35	24	24	14			

SELTEX 3TE TYPE HOSES																	
Hose Type		Hose Size	Dash Size	-03	-04	-05	-06	-08	-10	-12	-16	-20	-24	-32	-38	-50	-63
			Inch	3/16"	1/4"	5/16"	3/8"	1/2"	5/8"	3/4"	1"	1 1/4"	1 1/2"	2"	2 3/8"	3 1/8"	3 15/16"
			mm	4.8	6.4	8.0	9.5	12.7	16.0	19.0	25.4	31.8	38.1	50.8	60.0	80.0	100.0
SELTEX 3TE	160	145	130	110	93	80	70	55	45	40	33	25	18	10			

HOSE SELECTION GUIDELINE

WORKING PRESSURE (bar) / BURSTING PRESSURE (bar)

Hose Type	Size	Dash Size	-03	-04	-05	-06	-08	-10	-12	-16	-20	-24	-32	-40	-48	
		Inch	3/16"	1/4"	5/16"	3/8"	1/2"	5/8"	3/4"	1"	1 1/4"	1 1/2"	2"	2 1/2"	3"	
		mm	4.8	6.4	8.0	9.5	12.7	16.0	19.0	25.4	31.8	38.1	50.8	63.5	76.2	
POWERSTREAM® 4SP			450	1800	445	1780	1660	350	1400	1400	1120					
POWERSTREAM® 4SP+			500	2250	460	2050	1800	400	1700	1650	1400	210	185	175		
POWERSTREAM® 4SH								420	1680	1680	1520	350	290	250		
POWERSTREAM® 4SH+								420	1800	1760	1760	350	300	250		
POWERSTREAM® R12+						280	1450	280	1400	1350	1300	210	175	175		
POWERSTREAM® X-4000						280	1120	280	1120	1120	1120	280				
POWERSTREAM® X-5000						350	1400	350	1400	1400	1400	350				
POWERSTREAM® X-6000						420	1680	420	1680	1680	1680	420	420			
POWERSTREAM® R13									345	1380	1380	345	345	345		
POWERSTREAM® R13+									350	1800	1750	350	350	350		
POWERSTREAM® R15						420	1680	420	1680	1680	1680	420	420			
POWERSTREAM® R15+						420	2050	420	1800	1760	1760	420	420	420		
TORNADO/6									600	2450	2250	525	475	420	350	210
SELBLAST 4			1000	2500		850	2125	800	2000	750	1850	700				
SELBLAST 4+			1250	3125		1250	3125	1100	2750	1100	2750					
SELBLAST 6							1450		3625	1350	3375	900				
SUPERABRA 1SN	250	225	215	180	160	130	105	88	63	50	40	40	40	35		
SUPERABRA 2SN	415	400	350	330	275	250	215	165	125	90	78	69	69	50		
SUPERABRA 4SP		450	1800	445	1780	1660	350	1400	1400	1120						
SUPERABRA 4SH							420	1680	1680	1520	350	290	250			
SUPERABRA R12+						280	1450	280	1400	1350	1300	210	175	175		
SUPERABRA R13									345	1380	1380	345	345	345		
SUPERABRA R15						420	1680	420	1680	1680	1680	420	420			
ARMADILLO® 1ST	250	225	215	180	160	130	105	88	63	50	40	40	40	35		
ARMADILLO® 1SN	250	225	215	180	160	130	105	88	63	50	40	40	40	35		
ARMADILLO® 2ST	415	400	350	330	275	250	215	165	125	90	78	69	69	50		
ARMADILLO® 2SN	415	400	350	330	275	250	215	165	125	90	78	69	69	50		
ARMADILLO® 1SC		225	215	180	160	130	105	88	63	50	40	40	40	35		
ARMADILLO® 2SC		400	350	330	275	250	215	165	125	90	78	69	69	50		
ARMADILLO® SEL PLUS 2		350	297	280	245	192	157	140								
ARMADILLO® SEL PLUS 2S		400	350	330	275	250	215	165								
ARMADILLO® R17		210	210	210	210	210	210	210								
ARMADILLO® 4SP	450	1800		445	1780	1660	350	1400	1400	1120						
ARMADILLO® 4SP+		500	2250	460	2050	1800	400	1700	1650	1400	210	185	175			
ARMADILLO® 4SH							420	1680	1680	1520	350	290	250			
ARMADILLO® 4SH+							420	1800	1760	1760	350	300	250			
ARMADILLO® R12+						280	1450	280	1400	1350	1300	210	175	175		
ARMADILLO® R13									345	1380	1380	345	345	345		
ARMADILLO® R15						420	1680	420	1680	1680	1680	420	420			

SEL

FORCESTREAM

TS 6387/EN 853 1SN 1 1/2" Max. WP 160 BAR MSHA

385 Bar exceeds EN 857 2SC MSHA

ceeds EN 857 2SC MSHA

SC MSHA

REAM 2K

3/8" Max. WP 385 B

3/8" Max. WP 385 Bar exceeds E

3/8" Max. WP 385 Bar exceeds EN 857 2SC MSHA

Max. WP 385 Bar exceeds EN 857 2SC MSHA

385 Bar exceeds EN 857 2SC MSHA

ceeds EN 857 2SC MSHA



SEL

SEL SUPERSTREAM 2K

3/8" Max. WP 385 Bar ex

SEL SUPERSTREAM 2K

SUPERSTR

3/8"

PERSTREAM 2K

su

SEL


(57905 107)

3/8"

SEL

SEL

1 Steel Wire Braid



TUBE : MINERAL, VEGETABLE AND HYDRAULIC OIL RESISTANT SPECIAL SYNTHETIC RUBBER.
 REINFORCEMENT : 1 HIGH TENSILE STEEL WIRE BRAID.
 COVER : OIL, ABRASION AND WEATHER RESISTANT SPECIAL SYNTHETIC RUBBER.
 APPLICATION : FOR LOW-MEDIUM PRESSURE HYDRAULIC SYSTEMS IN INDUSTRY AND AGRICULTURE.



SEELE : SPEZIELLES, SYNTETHISCHES GUMMI, BESTÄNDIG GEGEN HYDRAULIKÖLE AUF MINERAL- UND PFLANZLICHER BASIS
 EINLAGE : 1 GEFLECHTEINLAGE AUS HOCHZUGFESTEM STAHLDRAHT
 DECKE : SPEZIELLES, SYNTETHISCHES GUMMI, ÖL-, ABRIEB- UND WITTERUNGSBESTÄNDIG
 ANWENDUNG : GEEIGNET ALS NIEDER-UND MITTELDRUCK HYDRAULIKSCHLAUCH FÜR LANDWIRTSCHAFTS-UND BAUMASCHINEN



SOTTOSTRATO : GOMMA SPECIALE SINTETICA RESISTENTE AI FLUIDI IDRAULICI A BASE DI OLIO MINERALE E VEGETALI.
 RINFORZO : 1 TRECCIA IN ACCIAIO AD ALTA TENACITÀ.
 COPERTURA : GOMMA SPECIALE SINTETICA, RESISTENTE AGLI OLI, ABRASIONE ED AGENTI ATMOSFERICI.
 IMPIEGO : PER SISTEMI CHE IMPIEGANO FLUIDI IDRAULICI A BASSA E MEDIA PRESSIONE IN INDUSTRIA E AGRICOLTURA.



TUBE : CAOUTCHOUC SYNTHETIQUE SPECIAL RESISTANT AUX HUILES HYDRAULIQUES, MINERALES ET LUBRIFIANTS.
 RENFORCEMENT : 1 TRESSE D'ACIER TRES RESISTANTE.
 REVETEMENT : CAOUTCHOUC SYNTHETIQUE SPECIAL RESISTANT A L'ABRASION, AUX HUILES, CARBURANTS ET AGENTS ATMOSPHERIQUES.
 APPLICATION : POUR LES SYSTEMES HYDRAULIQUES A BASSE ET MOYENNE PRESSION DANS L'INDUSTRIE ET L'AGRICULTURE.

Dash Size	ID		ROD	OD	WP		BP		VACUUM	BR/r	W	L
	inch	mm	mm	mm	bar	psi	bar	psi	bar	mm	g/m	m
-03	3/16"	4.8	9.6	12.3	250	3625	1100	15950	-0.80	90	195	>10
-04	1/4"	6.4	11.1	15.5	225	3263	1030	14935	-0.80	100	290	>10
-05	5/16"	8	12.6	17.1	215	3118	970	14065	-0.80	115	335	>10
-06	3/8"	9.5	15	19.4	180	2610	820	11890	-0.80	130	410	>10
-08	1/2"	12.7	18.1	22.6	160	2320	700	10150	-0.80	180	505	>10
-10	5/8"	16	21.2	25.8	130	1885	600	8700	-0.80	200	585	>10
-12	3/4"	19	25.2	29.8	105	1523	480	6960	-0.80	240	720	>10
-16	1"	25.4	33.1	37.6	88	1276	375	5438	-0.80	300	1035	>10
-20	1 1/4"	31.8	40.2	45	63	914	280	4060	-0.60	420	1340	max. 46
-24	1 1/2"	38.1	46.7	51.4	50	725	260	3770	-0.60	500	1535	max. 46
-32	2"	50.8	60.2	66.4	40	580	250	3625	-0.60	630	2275	max. 46

OPTIONS / OPTIONEN / OPZIONI / OPTIONS




-40°C / +100°C (+125°C DISCONTINUOUS)
 -40°F / +212°F (+257°F DISCONTINUOUS)

MARKING / BESCHRIFTUNG / MARCATURA / MARQUAGE: **TRANSFER TAPE, EMBOSSED OR INK JET**



NORMS	DIN EN 853 1 ST	COLOUR	
NORMEN	TS 6387 EN 853 1ST	FARBEN	
NORME	SAE 100 R1A / ISO 1436	COLORI	
NORMES	ISO 1307	COULEUR	

1 Steel Wire Braid



TUBE : MINERAL, VEGETABLE AND HYDRAULIC OIL RESISTANT SPECIAL SYNTHETIC RUBBER.
 REINFORCEMENT : 1 HIGH TENSILE STEEL WIRE BRAID.
 COVER : OIL, ABRASION AND WEATHER RESISTANT SPECIAL SYNTHETIC RUBBER.
 APPLICATION : FOR LOW-MEDIUM PRESSURE HYDRAULIC SYSTEMS IN INDUSTRY AND AGRICULTURE.



SEELE : SPEZIELLES, SYNTETHISCHES GUMMI, BESTÄNDIG GEGEN HYDRAULIKÖLE AUF MINERAL- UND PFLANZLICHER BASIS
 EINLAGE : 1 GEFLECHTEINLAGE AUS HOCHZUGFESTEM STAHLDRAHT
 DECKE : SPEZIELLES, SYNTETHISCHES GUMMI, ÖL-, ABRIEB- UND WITTERUNGSBESTÄNDIG
 ANWENDUNG : GEEIGNET ALS NIEDER- UND MITTELDRUCK HYDRAULIKSCHLAUCH FÜR LANDWIRTSCHAFTS- UND BAUMASCHINEN



SOTTOSTRATO : GOMMA SPECIALE SINTETICA RESISTENTE AI FLUIDI IDRAULICI A BASE DI OLIO MINERALE E VEGETALI.
 RINFORZO : 1 TRECCIA IN ACCIAIO AD ALTA TENACITÀ.
 COPERTURA : GOMMA SPECIALE SINTETICA, RESISTENTE AGLI OLI, ABRASIONE ED AGENTI ATMOSFERICI.
 IMPIEGO : PER SISTEMI CHE IMPIEGANO FLUIDI IDRAULICI A BASSA E MEDIA PRESSIONE IN INDUSTRIA E AGRICOLTURA.



TUBE : CAOUTCHOUC SYNTHETIQUE SPECIAL RESISTANT AUX HUILES HYDRAULIQUES, MINERALES ET LUBRIFIANTS.
 RENFORCEMENT : 1 TRESSE D'ACIER TRES RESISTANTE.
 REVETEMENT : CAOUTCHOUC SYNTHETIQUE SPECIAL RESISTANT A L'ABRASION, AUX HUILES, CARBURANTS ET AGENTS ATMOSPERIQUES.
 APPLICATION : POUR LES SYSTEMES HYDRAULIQUES A BASSE ET MOYENNE PRESSION DANS L'INDUSTRIE ET L'AGRICULTURE.

Dash Size	ID		ROD		OD		WP		BP		VACUUM	BR/r	W	L
	inch	mm	mm	mm	bar	psi	bar	psi	bar	mm	g/m	m		
-03	3/16"	4.8	9.6	11.6	250	3625	1100	15950	-0.80	90	180	>10		
-04	1/4"	6.4	11.1	13.2	225	3263	1030	14935	-0.80	100	220	>10		
-05	5/16"	8	12.6	14.8	215	3118	970	14065	-0.80	115	260	>10		
-06	3/8"	9.5	15	17.2	180	2610	820	11890	-0.80	130	330	>10		
-08	1/2"	12.7	18.1	20.4	160	2320	700	10150	-0.80	180	410	>10		
-10	5/8"	16	21.2	23.5	130	1885	600	8700	-0.80	200	470	>10		
-12	3/4"	19	25.2	27.5	105	1523	500	7250	-0.80	240	585	>10		
-16	1"	25.4	33.1	35.4	88	1276	375	5438	-0.80	300	870	>10		
-20	1 1/4"	31.8	40.2	43.5	63	914	280	4060	-0.60	420	1205	max. 46		
-24	1 1/2"	38.1	46.7	50	50	725	260	3770	-0.60	500	1400	max. 46		
-32	2"	50.8	60.2	63.6	40	580	250	3625	-0.60	630	1910	max. 46		
-40	2 1/2"	63.5	73	76.5	40	580	200	2900	-0.60	762	2535	max. 46		
-48	3"	76.2	85	88.5	35	508	160	2320	-0.60	900	2710	max. 46		

OPTIONS / OPTIONEN / OPZIONI / OPTIONS




-40°C / +100°C (+125°C DISCONTINUOUS)
 -40°F / +212°F (+257°F DISCONTINUOUS)

MARKING / BESCHRIFTUNG / MARCATURA / MARQUAGE: **TRANSFER TAPE, EMBOSSED OR INK JET**



NORMS	DIN EN 853 1 SN	COLOUR	
NORMEN	TS 6387 EN 853 1SN	FARBEN	
NORME	SAE 100 R1 AT- R1 AT Type S / ISO 1436	COLORI	
NORMES	ISO 1307	COULEUR	

2 Steel Wire Braid



TUBE : MINERAL, VEGETABLE AND HYDRAULIC OIL RESISTANT SPECIAL SYNTHETIC RUBBER.
 REINFORCEMENT : 2 HIGH TENSILE STEEL WIRE BRAID.
 COVER : OIL, ABRASION AND WEATHER RESISTANT SPECIAL SYNTHETIC RUBBER.
 APPLICATION : FOR MEDIUM-HIGH PRESSURE HYDRAULIC SYSTEMS IN INDUSTRY AND AGRICULTURE.



SEELE : SPEZIELLES, SYNTHETISCHES GUMMI, BESTÄNDIG GEGEN HYDRAULIKÖLE AUF MINERAL- UND PFLANZLICHER BASIS
 EINLAGE : 2 GEFLECHTSEINLAGEN AUS HOCHZUGFESTEM STAHLDRAHT
 DECKE : SPEZIELLES, SYNTHETISCHES GUMMI, ÖL-, ABRIEB- UND WITTERUNGSBESTÄNDIG
 ANWENDUNG : GEEIGNET ALS MITTEL- UND HOCHDRUCK HYDRAULIKSCHLAUCH FÜR LANDWIRTSCHAFTS- UND BAUMASCHINEN



SOTTOSTRATO : GOMMA SPECIALE SINTETICA RESISTENTE AI FLUIDI IDRAULICI A BASE DI OLIO MINERALE E VEGETALI.
 RINFORZO : 2 TRECCE IN ACCIAIO AD ALTA TENACITÀ.
 COPERTURA : GOMMA SPECIALE SINTETICA, RESISTENTE AGLI OLI, ABRASIONE ED AGENTI ATMOSFERICI.
 IMPIEGO : PER SISTEMI CHE IMPIEGANO FLUIDI IDRAULICI A MEDIA E ALTA PRESSIONE IN INDUSTRIA E AGRICOLTURA.



TUBE : CAOUTCHOUC SYNTHETIQUE SPECIAL RESISTANT AUX HUILES HYDRAULIQUES, MINERALES ET LUBRIFIANTS.
 RENFORCEMENT : 2 TRESSERES D'ACIER TRES RESISTANTES.
 REVETEMENT : CAOUTCHOUC SYNTHETIQUE SPECIAL RESISTANT A L'ABRASION, AUX HUILES, CARBURANTS ET AGENTS ATMOSPHERIQUES.
 APPLICATION : POUR LES SYSTEMES HYDRAULIQUES A MOYENNE ET HAUTE PRESSION DANS L'INDUSTRIE ET L'AGRICULTURE.

Dash Size	ID		ROD		OD		WP		BP		VACUUM	BR/r	W	L
	inch	mm	mm	mm	bar	psi	bar	psi	bar	mm	g/m	m		
-03	3/16"	4.8	11.1	15.5	415	6018	1850	26825	-0.95	90	360	>10		
-04	1/4"	6.4	12.8	17.1	400	5800	1700	24650	-0.95	100	445	>10		
-05	5/16"	8	14.3	18.7	350	5075	1550	22475	-0.95	115	505	>10		
-06	3/8"	9.5	16.7	21	330	4785	1450	21025	-0.95	130	625	>10		
-08	1/2"	12.7	19.8	24.2	275	3988	1300	18850	-0.95	180	735	>10		
-10	5/8"	16	22.9	27.4	250	3625	1050	15225	-0.95	200	865	>10		
-12	3/4"	19	26.9	31.4	215	3118	920	13340	-0.80	240	1060	>10		
-16	1"	25.4	34.8	39	165	2393	690	10005	-0.80	300	1430	>10		
-20	1 1/4"	31.8	44.3	49.8	125	1813	620	8990	-0.80	420	2120	max. 46		
-24	1 1/2"	38.1	50.7	56.2	90	1305	520	7540	-0.80	500	2380	max. 46		
-32	2"	50.8	63.5	68.8	78	1131	420	6090	-0.80	630	3045	max. 46		

OPTIONS / OPTIONEN / OPZIONI / OPTIONS



-40°C / +100°C
 -40°F / +212°F


(+125°C DISCONTINUOUS)
 (+257°F DISCONTINUOUS)

MARKING / BESCHRIFTUNG / MARCATURA / MARQUAGE: **TRANSFER TAPE, EMBOSSED OR INK JET**

SEL **FORCESTREAM** TS 6387/EN 853 2ST (***) (DN ** mm) Max. W.P. *** Bar / **** PSI

NORMS	DIN EN 853 2ST	COLOUR	
NORMEN	TS 6387 EN 853 2ST	FARBEN	
NORME	SAE 100 R2 A/ ISO 1436	COLORI	
NORMES	ISO 1307	COULEUR	

2 Steel Wire Braid



TUBE : MINERAL, VEGETABLE AND HYDRAULIC OIL RESISTANT SPECIAL SYNTHETIC RUBBER.
 REINFORCEMENT : 2 HIGH TENSILE STEEL WIRE BRAID.
 COVER : OIL, ABRASION AND WEATHER RESISTANT SPECIAL SYNTHETIC RUBBER.
 APPLICATION : FOR MEDIUM-HIGH PRESSURE HYDRAULIC SYSTEMS IN INDUSTRY AND AGRICULTURE.



SEELE : SPEZIELLES, SYNTETHISCHES GUMMI, BESTÄNDIG GEGEN HYDRAULIKÖLE AUF MINERAL- UND PFLANZLICHER BASIS
 EINLAGE : 2 GEFLECHTSEINLAGEN AUS HOCHZUGFESTEM STAHLDRAHT
 DECKE : SPEZIELLES, SYNTETHISCHES GUMMI, ÖL-, ABRIEB- UND WITTERUNGSBESTÄNDIG
 ANWENDUNG : GEEIGNET ALS MITTEL- UND HOCHDRUCK HYDRAULIKSCHLAUCH FÜR LANDWIRTSCHAFTS- UND BAUMASCHINEN



SOTTOSTRATO : GOMMA SPECIALE SINTETICA RESISTENTE AI FLUIDI IDRAULICI A BASE DI OLIO MINERALE E VEGETALI.
 RINFORZO : 2 TRECCE IN ACCIAIO AD ALTA TENACITÀ.
 COPERTURA : GOMMA SPECIALE SINTETICA, RESISTENTE AGLI OLI, ABRASIONE ED AGENTI ATMOSFERICI.
 IMPIEGO : PER SISTEMI CHE IMPIEGANO FLUIDI IDRAULICI A MEDIA E ALTA PRESSIONE IN INDUSTRIA E AGRICOLTURA.



TUBE : CAOUTCHOU SYNTHETIQUE SPECIAL RESISTANT AUX HUILES HYDRAULIQUES, MINERALES ET LUBRIFIANTS.
 RENFORCEMENT : 2 TRESSÉS D'ACIER TRES RESISTANTES.
 REVETEMENT : CAOUTCHOU SYNTHETIQUE SPECIAL RESISTANT A L'ABRASION, AUX HUILES, CARBURANTS ET AGENTS ATMOSPHERIQUES.
 APPLICATION : POUR LES SYSTEMES HYDRAULIQUES A MOYENNE ET HAUTE PRESSION DANS L'INDUSTRIE ET L'AGRICULTURE.

Dash Size	ID		ROD		OD		WP		BP		VACUUM	BR/r	W	L
	inch	mm	mm	mm	bar	psi	bar	psi	bar	psi	bar	mm	g/m	m
-03	3/16"	4.8	11.1	13.3	415	6018	1850	26825	-0.95	90	295	>10		
-04	1/4"	6.4	12.8	15	400	5800	1700	24650	-0.95	100	375	>10		
-05	5/16"	8	14.3	16.5	350	5075	1550	22475	-0.95	115	430	>10		
-06	3/8"	9.5	16.7	18.9	330	4785	1450	21025	-0.95	130	540	>10		
-08	1/2"	12.7	19.8	22.2	275	3988	1300	18850	-0.95	180	640	>10		
-10	5/8"	16	22.9	25.2	250	3625	1050	15225	-0.95	200	750	>10		
-12	3/4"	19	26.9	29.2	215	3118	920	13340	-0.80	240	925	>10		
-16	1"	25.4	34.8	37.2	165	2393	690	10005	-0.80	300	1290	>10		
-20	1 1/4"	31.8	44.3	47.3	125	1813	620	8990	-0.80	420	1890	max. 46		
-24	1 1/2"	38.1	50.7	53.7	90	1305	520	7540	-0.80	500	2100	max. 46		
-32	2"	50.8	63.5	66.7	78	1131	420	6090	-0.80	630	2760	max. 46		
-40	2 1/2"	63.5	75.2	79.8	69	1000	300	4350	-0.60	760	3810	max. 46		
-48	3"	76.2	87.4	91.9	50	725	240	3480	-0.60	900	4040	max. 46		

OPTIONS / OPTIONEN / OPZIONI / OPTIONS




-40°C / +100°C (+125°C DISCONTINUOUS)
 -40°F / +212°F (+257°F DISCONTINUOUS)

MARKING / BESCHRIFTUNG / MARCATURA / MARQUAGE: **TRANSFER TAPE, EMBOSSED OR INK JET**



NORMS NORMEN NORME NORMES	DIN EN 853 2 SN TS 6387 EN 853 2 SN SAE 100 R2 AT- R2 AT Type S / ISO 1436 ISO 1307	COLOUR FARBEN COLORI COULEUR	
------------------------------------	--	---------------------------------------	--

1 Steel Wire Braid



- TUBE : MINERAL, VEGETABLE AND HYDRAULIC OIL RESISTANT SPECIAL SYNTHETIC RUBBER.
 REINFORCEMENT : 1 HIGH TENSILE STEEL WIRE BRAID.
 COVER : OIL, ABRASION AND WEATHER RESISTANT SPECIAL SYNTHETIC RUBBER.
 APPLICATION : FOR LOW-MEDIUM PRESSURE HYDRAULIC SYSTEMS USING HYDRAULIC OILS, MINERAL AND VEGETABLE LUBRICANTS.

- SEELE : SPEZIELLES, SYNTETHISCHES GUMMI, BESTÄNDIG GEGEN HYDRAULIKÖLE AUF MINERAL- UND PFLANZLICHER BASIS
 EINLAGE : 1 GEFLECHTEINLAGE AUS HOCHZUGFESTEM STAHLDRAHT
 DECKE : SPEZIELLES, SYNTETHISCHES GUMMI, ÖL-, ABRIEB- UND WITTERUNGSBESTÄNDIG
 ANWENDUNG : GEEIGNET ALS NIEDER-UND MITTELDRUCK HYDRAULIKSCHLAUCH FÜR LANDWIRTSCHAFTS- UND BAUMASCHINEN ZUR VERWENDUNG MIT MINERAL- UND BIOLOGISCHE ÖLE

- SOTTOSTRATO : GOMMA SPECIALE SINTETICA RESISTENTE AI FLUIDI IDRAULICI A BASE DI OLIO MINERALE E VEGETALI.
 RINFORZO : 1 TRECCIA IN ACCIAIO AD ALTA TENACITÀ.
 COPERTURA : GOMMA SPECIALE SINTETICA, RESISTENTE AGLI OLI, ABRASIONE ED AGENTI ATMOSFERICI.
 IMPIEGO : PER SISTEMI A PRESSIONE BASSA-MEDIA CHE IMPIEGANO FLUIDI IDRAULICI A BASE DI OLIO MINERALE, LUBRIFICANTI VEGETALI E MINERALI, GREGGIO ETC.

- TUBE : CAOUTCHOUC SYNTHETIQUE SPECIAL RESISTANT AUX HUILES HYDRAULIQUES, MINERALES ET LUBRIFIANTS.
 RENFORCEMENT : 1 TRESSE D'ACIER TRES RESISTANTE
 REVETEMENT : CAOUTCHOUC SYNTHETIQUE SPECIAL RESISTANT A L'ABRASION, AUX HUILES, CARBURANTS ET AGENTS ATMOSPERIQUES.
 APPLICATION : POUR LES SYSTEMES HYDRAULIQUES A BASSE ET MOYENNE PRESSION, UTILISANT LES HUILES HYDRAULIQUES A BASE D'HUILES MINERALES, LUBRIFIANTS VEGETAUX ET GRAISSES.

Dash Size	ID		ROD		OD		WP		BP		VACUUM	BR/r	W	L
	inch	mm	mm	mm	mm	bar	psi	bar	psi	bar	mm	g/m	m	
-04	1/4"	6.4	10.4	12.2	225	3263	1100	15950	-0.80	50	180	>10		
-05	5/16"	8	11.5	13.6	215	3118	1000	14500	-0.80	55	200	>10		
-06	3/8"	9.5	13.6	15.5	180	2610	900	13050	-0.80	60	260	>10		
-08	1/2"	12.7	17	19	160	2320	800	11600	-0.80	70	345	>10		
-10	5/8"	16	20.4	22.4	130	1885	650	9425	-0.80	90	420	>10		
-12	3/4"	19	23.8	25.8	105	1523	520	7540	-0.80	100	495	>10		
-16	1"	25.4	31.3	33.4	88	1276	430	6235	-0.80	160	735	>10		
-20	1 1/4"	31.8	38.4	41.5	63	914	400	5800	-0.60	210	1020	max 46		
-24	1 1/2"	38.1	45	48	50	725	320	4640	-0.60	300	1225	max 46		
-32	2"	50.8	58	61	40	580	220	3190	-0.60	400	1545	max 46		
-40	2 1/2"	63.5	70.5	73.5	40	580	200	2900	-0.60	760	2130	max 46		
-48	3"	76.2	85	88.2	35	508	160	2320	-0.60	900	2775	max 46		

OPTIONS / OPTIONEN / OPZIONI / OPTIONS



-40°C / +100°C
 -40°F / +212°F


(+125°C DISCONTINUOUS)
 (+257°F DISCONTINUOUS)

MARKING / BESCHRIFTUNG / MARCATURA / MARQUAGE: **TRANSFER TAPE, EMBOSSED OR INK JET**

SEL FORCESTREAM TS EN 857 1SC (") (DN ** mm) Max. W.P. *** Bar / **** PSI**

NORMS	EN 857 1 SC	COLOUR	
NORMEN	ISO 11237-1 1SC	FARBEN	
NORME	TS EN 857 1 SC	COLORI	
NORMES	ISO 1307	COULEUR	

1 Steel Wire Braid



TUBE : MINERAL, VEGETABLE AND HYDRAULIC OIL RESISTANT SPECIAL SYNTHETIC RUBBER.
 REINFORCEMENT : 1 HIGH TENSILE STEEL WIRE BRAID.
 COVER : OIL, ABRASION AND WEATHER RESISTANT SPECIAL SYNTHETIC RUBBER.
 APPLICATION : FOR LOW-MEDIUM PRESSURE HYDRAULIC SYSTEMS USING HYDRAULIC OILS, MINERAL AND VEGETABLE LUBRICANTS.



SEELE : SPEZIELLES, SYNTETHISCHES GUMMI, BESTÄNDIG GEGEN HYDRAULIKÖLE AUF MINERAL- UND PFLANZLICHER BASIS
 EINLAGE : 1 GEFLECHTEINLAGE AUS HOCHZUGFESTEM STAHLDRAHT
 DECKE : SPEZIELLES, SYNTETHISCHES GUMMI, ÖL-, ABRIEB- UND WITTERUNGSBESTÄNDIG
 ANWENDUNG : GEEIGNET ALS NIEDER-UND MITTELDRUCK HYDRAULIKSCHLAUCH FÜR LANDWIRTSCHAFTS- UND BAUMASCHINEN ZUR VERWENDUNG MIT MINERAL- UND BIOLOGISCHE ÖLE



SOTTOSTRATO : GOMMA SPECIALE SINTETICA RESISTENTE AI FLUIDI IDRAULICI A BASE DI OLIO MINERALE E VEGETALI.
 RINFORZO : 1 TRECCIA IN ACCIAIO AD ALTA TENACITÀ.
 COPERTURA : GOMMA SPECIALE SINTETICA, RESISTENTE AGLI OLI, ABRASIONE ED AGENTI ATMOSFERICI.
 IMPIEGO : PER SISTEMI A PRESSIONE BASSA-MEDIA CHE IMPIEGANO FLUIDI IDRAULICI A BASE DI OLIO MINERALE, LUBRIFICANTI VEGETALI E MINERALI, GREGGIO ETC.



TUBE : CAOUTCHOUC SYNTHETIQUE SPECIAL RESISTANT AUX HUILES HYDRAULIQUES, MINERALES ET LUBRIFIANTS.
 RENFORCEMENT : 1 TRESSE D'ACIER TRES RESISTANTE
 REVETEMENT : CAOUTCHOUC SYNTHETIQUE SPECIAL RESISTANT A L'ABRASION, AUX HUILES, CARBURANTS ET AGENTS ATMOSPHERIQUES.
 APPLICATION : POUR LES SYSTEMES HYDRAULIQUES A BASSE ET MOYENNE PRESSION, UTILISANT LES HUILES HYDRAULIQUES A BASE D'HUILES MINERALES, LUBRIFIANTS VEGETAUX ET GRAISSES.

Dash Size	ID		ROD	OD	WP		BP		VACUUM	BR/r	W	L
	inch	mm	mm	mm	bar	psi	bar	psi	bar	mm	g/m	m
-04	1/4"	6.4	10.4	12.5	225	3263	1100	15950	-0.80	50	380	>10
-04	1/4"	6.4	10.4	12.5								
-05	5/16"	8	11.5	13.9	215	3118	1000	14500	-0.80	55	430	>10
-05	5/16"	8	11.5	13.9								
-06	3/8"	9.5	13.6	15.8	180	2610	900	13050	-0.80	60	540	>10
-06	3/8"	9.5	13.6	15.8								
-08	1/2"	12.7	17	19.3	160	2320	800	11600	-0.80	70	720	>10
-08	1/2"	12.7	17	19.3								

OPTIONS / OPTIONEN / OPZIONI / OPTIONS




-40°C / +100°C (+125°C DISCONTINUOUS)
 -40°F / +212°F (+257°F DISCONTINUOUS)

MARKING / BESCHRIFTUNG / MARCATURA / MARQUAGE: **TRANSFER TAPE, EMBOSSED OR INK JET**



NORMS	EN 857 1 SC	
NORMEN	ISO 11237-1 1SC	
NORME	TS EN 857 1 SC	
NORMES	ISO 1307	
COLOUR	FARBEN	
	COLORI	
	COULEUR	

2 Steel Wire Braid



- TUBE : MINERAL, VEGETABLE AND HYDRAULIC OIL RESISTANT SPECIAL SYNTHETIC RUBBER.
 REINFORCEMENT : 2 HIGH TENSILE STEEL WIRE BRAID.
 COVER : OIL, ABRASION AND WEATHER RESISTANT SPECIAL SYNTHETIC RUBBER.
 APPLICATION : FOR MEDIUM-HIGH PRESSURE HYDRAULIC SYSTEMS USING HYDRAULIC OILS, MINERAL AND VEGETABLE LUBRICANTS.

- SEELE : SPEZIELLES, SYNTETHISCHES GUMMI, BESTÄNDIG GEGEN HYDRAULIKÖLE AUF MINERAL- UND PFLANZLICHER BASIS
 EINLAGE : 2 GEFLECHTSEINLAGEN AUS HOCHZUGFESTEM STAHLDRAHT
 DECKE : SPEZIELLES, SYNTETHISCHES GUMMI, ÖL-, ABRIEB- UND WITTERUNGSBESTÄNDIG
 ANWENDUNG : GEEIGNET ALS MITTEL- UND HOCHDRUCK HYDRAULIKSCHLAUCH FÜR LANDWIRTSCHAFTS- UND BAUMASCHINEN ZUR VERWENDUNG MIT MINERAL- UND BIOLOGISCHE ÖLE

- SOTTOSTRATO : GOMMA SPECIALE SINTETICA RESISTENTE AI FLUIDI IDRAULICI A BASE DI OLIO MINERALE E VEGETALI.
 RINFORZO : 2 TRECCE IN ACCIAIO AD ALTA TENACITÀ.
 COPERTURA : GOMMA SPECIALE SINTETICA, RESISTENTE AGLI OLI, ABRASIONE ED AGENTI ATMOSFERICI.
 IMPIEGO : PER SISTEMI A PRESSIONE MEDIA- ALTA CHE IMPIEGANO FLUIDI IDRAULICI A BASE DI OLIO MINERALE, LUBRIFICANTI VEGETALI E MINERALI, GREGGIO ETC.

- TUBE : CAOUTCHOUC SYNTHETIQUE SPECIAL RESISTANT AUX HUILES HYDRAULIQUES, MINERALES ET LUBRIFIANTS.
 RENFORCEMENT : 2 TRESSSES D'ACIER TRES RESISTANTES.
 REVETEMENT : CAOUTCHOUC SYNTHETIQUE SPECIAL RESISTANT A L'ABRASION, AUX HUILES, CARBURANTS ET AGENTS ATMOSPHERIQUES.
 APPLICATION : POUR LES SYSTEMES HYDRAULIQUES A MOYENNE ET HAUTE PRESSION, UTILISANT LES HUILES HYDRAULIQUES A BASE D'HUILES MINERALES, LUBRIFIANTS VEGETAUX ET GRAISSES.

Dash Size	ID		ROD	OD	WP		BP		VACUUM	BR/r	W	L
	inch	mm	mm	mm	bar	psi	bar	psi	bar	mm	g/m	m
-04	1/4"	6.4	11.1	13.2	400	5800	1850	26825	-0.95	45	285	>10
-05	5/16"	8	12.9	15	350	5075	1700	24650	-0.95	55	330	>10
-06	3/8"	9.5	15	17.1	330	4785	1550	22475	-0.95	65	410	>10
-08	1/2"	12.7	18.6	20.7	275	3988	1300	18850	-0.95	80	575	>10
-10	5/8"	16	21.7	23.8	250	3625	1150	16675	-0.95	90	685	>10
-12	3/4"	19	25.6	27.7	215	3118	1000	14500	-0.80	120	810	>10
-16	1"	25.4	33.3	35.5	165	2393	840	12180	-0.80	160	1170	>10
-20	1 1/4"	31.8	41.1	43.6	125	1813	580	8410	-0.80	250	1530	max 46
-24	1 1/2"	38.1	47.7	50.7	100	1450	470	6815	-0.80	300	1885	max 46
-32	2"	50.8	60.4	63.4	90	1305	380	5510	-0.80	400	2415	max 46
-40	2 1/2"	63.5	73	76	70	1015	330	4785	-0.60	760	2930	max 46
-48	3"	76.2	87.8	90.5	45	6525	260	3770	-0.60	900	3960	max 46

OPTIONS / OPTIONEN / OPZIONI / OPTIONS




-40°C / +100°C (+125°C DISCONTINUOUS)
 -40°F / +212°F (+257°F DISCONTINUOUS)

MARKING / BESCHRIFTUNG / MARCATURA / MARQUAGE: **TRANSFER TAPE, EMBOSSED OR INK JET**

SEL **FORCESTREAM** TS EN 857 2SC (**") (DN ** mm) Max. W.P. *** Bar / **** PSI

NORMS	EN 857 TYPE 2SC	COLOUR	
NORMEN	ISO 11237-1 2SC	FARBEN	
NORME	TS EN 857 TYPE 2SC	COLORI	
NORMES	ISO 1307	COULEUR	

2 Steel Wire Braid



TUBE : MINERAL, VEGETABLE AND HYDRAULIC OIL RESISTANT SPECIAL SYNTHETIC RUBBER.
 REINFORCEMENT : 2 HIGH TENSILE STEEL WIRE BRAID.
 COVER : OIL, ABRASION AND WEATHER RESISTANT SPECIAL SYNTHETIC RUBBER.
 APPLICATION : FOR MEDIUM-HIGH PRESSURE HYDRAULIC SYSTEMS USING HYDRAULIC OILS, MINERAL AND VEGETABLE LUBRICANTS.



SEELE : SPEZIELLES, SYNTETHISCHES GUMMI, BESTÄNDIG GEGEN HYDRAULIKÖLE AUF MINERAL- UND PFLANZLICHER BASIS
 EINLAGE : 2 GEFLECHTSEINLAGEN AUS HOCHZUGFESTEM STAHLDRAHT
 DECKE : SPEZIELLES, SYNTETHISCHES GUMMI, ÖL-, ABRIB- UND WITTERUNGSBESTÄNDIG
 ANWENDUNG : GEEIGNET ALS MITTEL- UND HOCHDRUCK HYDRAULIKSCHLAUCH FÜR LANDWIRTSCHAFTS- UND BAUMASCHINEN ZUR VERWENDUNG MIT MINERAL- UND BIOLOGISCHE ÖLE



SOTTOSTRATO : GOMMA SPECIALE SINTETICA RESISTENTE AI FLUIDI IDRAULICI A BASE DI OLIO MINERALE E VEGETALI.
 RINFORZO : 2 TRECCE IN ACCIAIO AD ALTA TENACITÀ.
 COPERTURA : GOMMA SPECIALE SINTETICA, RESISTENTE AGLI OLI, ABRASIONE ED AGENTI ATMOSFERICI.
 IMPIEGO : PER SISTEMI A PRESSIONE MEDIA- ALTA CHE IMPIEGANO FLUIDI IDRAULICI A BASE DI OLIO MINERALE, LUBRIFICANTI VEGETALI E MINERALI, GREGGIO ETC.



TUBE : CAOUTCHOUC SYNTHETIQUE SPECIAL RESISTANT AUX HUILES HYDRAULIQUES, MINERALES ET LUBRIFIANTS.
 RENFORCEMENT : 2 TRESSSES D'ACIER TRES RESISTANTES.
 REVETEMENT : CAOUTCHOUC SYNTHETIQUE SPECIAL RESISTANT A L'ABRASION, AUX HUILES, CARBURANTS ET AGENTS ATMOSPHERIQUES.
 APPLICATION : POUR LES SYSTEMES HYDRAULIQUES A MOYENNE ET HAUTE PRESSION, UTILISANT LES HUILES HYDRAULIQUES A BASE D'HUILES MINERALES, LUBRIFIANTS VEGETAUX ET GRAISSES.

Dash Size	ID		ROD	OD	WP		BP		VACUUM	BR/r	W	L
	inch	mm	mm	mm	bar	psi	bar	psi	bar	mm	g/m	m
-04	1/4"	6.4	11.1	13.5	400	5800	1850	26825	-0.95	45	600	>10
-04	1/4"	6.4	11.1	13.5								
-05	5/16"	8	12.9	15.3	350	5075	1700	24650	-0.95	55	690	>10
-05	5/16"	8	12.9	15.3								
-06	3/8"	9.5	15	17.4	330	4785	1550	22475	-0.95	65	855	>10
-06	3/8"	9.5	15	17.4								
-08	1/2"	12.7	18.6	21	275	3988	1270	18415	-0.95	80	1185	>10
-08	1/2"	12.7	18.6	21								

OPTIONS / OPTIONEN / OPZIONI / OPTIONS



-40°C / +100°C (+125°C DISCONTINUOUS)
 -40°F / +212°F (+257°F DISCONTINUOUS)

MARKING / BESCHRIFTUNG / MARCATURA / MARQUAGE: **TRANSFER TAPE, EMBOSSED OR INK JET**

SEL TWINSTREAM TS EN 857 2SC (") (DN ** mm) Max. W.P. *** Bar / **** PSI**

NORMS	EN 857 TYPE 2SC	
NORMEN	ISO 11237-1 2SC	
NORME	TS EN 857 TYPE 2SC	
NORMES	ISO 1307	
COLOUR	FARBEN	
COLORI	COULEUR	

WP 385 Bar exceeds EN 857 2SC MSHA

exceeds EN 857 2SC MSHA

EN 857 2SC MSHA

SEI SUPERSTREAM 2K

SEI SUPERSTREAM 2K



SEI SUPERSTREAM 2K

SEI SUPERSTREAM 2K

3/8" Max. WP 385 Bar exceeds EN 857 2SC MSHA

3/8" Max. WP 385 Bar exceeds EN 857 2SC MSHA

WP 385 Bar exceeds EN 857 2SC MSHA

EN 857 2SC MSHA

EN 857 2SC MSHA



SEI SUPERSTREAM 2K

3/8" Max. WP 385 Bar exceeds EN 857 2SC MSHA



SEI SUPERSTREAM 2K

(57905 107)



SEI SUPERSTREAM 2K

3/8" Max. WP 385 Bar exceeds EN 857 2SC MSHA




SEI SUPERSTREAM 2K



SEI SUPERSTREAM 2K

1 Steel Wire Braid Super-Compact



	TUBE REINFORCEMENT COVER APPLICATION	: MINERAL, VEGETABLE AND HYDRAULIC OIL RESISTANT SPECIAL SYNTHETIC RUBBER. : 1 HIGH TENSILE STEEL WIRE BRAID. : OIL, ABRASION AND WEATHER RESISTANT SPECIAL SYNTHETIC RUBBER. : FOR HIGH PRESSURE HYDRAULIC SYSTEMS USING HYDRAULIC OILS, MINERAL AND VEGETABLE LUBRICANTS.
	SEELE EINLAGE DECKE ANWENDUNG	: SPEZIELLES, SYNTETHISCHES GUMMI, BESTÄNDIG GEGEN HYDRAULIKÖLE AUF MINERAL- UND PFLANZLICHER BASIS : 1 GEFLECHTSEINLAGEN AUS HOCHZUGFESTEM STAHLDRAHT : SPEZIELLES, SYNTETHISCHES GUMMI, ÖL-, ABRIEB- UND WITTERUNGSBESTÄNDIG : GEEIGNET ALS HOCHDRUCK HYDRAULIKSCHLAUCH FÜR LANDWIRTSCHAFTS- UND BAUMASCHINEN ZUR VERWENDUNG MIT MINERAL- UND BIOLOGISCHE ÖLE
	SOTTOSTRATO RINFORZO COPERTURA IMPIEGO	: GOMMA SPECIALE SINTETICA RESISTENTE AI FLUIDI IDRAULICI A BASE DI OLIO MINERALE E VEGETALI. : 1 TRECCE IN ACCIAIO AD ALTA TENACITÀ. : GOMMA SPECIALE SINTETICA, RESISTENTE AGLI OLI, ABRASIONE ED AGENTI ATMOSFERICI. : PER SISTEMI A PRESSIONE ALTA CHE IMPIEGANO FLUIDI IDRAULICI A BASE DI OLIO MINERALE, LUBRIFICANTI VEGETALI E MINERALI, GREGGIO ETC.
	TUBE RENFORCEMENT REVETEMENT APPLICATION	: CAOUTCHOUC SYNTHETIQUE SPECIAL RESISTANT AUX HUILES HYDRAULIQUES, MINERALES ET LUBRIFIANTS. : 1 TRESSÉS D'ACIER TRÈS RESISTANTES. : CAOUTCHOUC SYNTHETIQUE SPECIAL RESISTANT A L'ABRASION, AUX HUILES, CARBURANTS ET AGENTS ATMOSPHERIQUES. : POUR LES SYSTEMES HYDRAULIQUES A HAUTE PRESSION, UTILISANT LES HUILES HYDRAULIQUES A BASE D'HUILES MINERALES, LUBRIFIANTS VEGETAUX ET GRAISSES.

Dash Size	ID		ROD		OD		WP		BP		VACUUM	BR/r	W	L
	inch	mm	mm	mm	mm	mm	bar	psi	bar	psi	bar	mm	g/m	m
-04	1/4"	6.4	10	11.8	290	4205	1160	16820	-0.80	40	170	>10		
-05	5/16"	8	11.6	13.6	250	3625	1000	14500	-0.80	55	225	>10		
-06	3/8"	9.5	13.7	16.5	230	3335	920	13340	-0.80	65	290	>10		
-08	1/2"	12.7	16.9	19	200	2900	800	11600	-0.80	80	340	>10		
-10	5/8"	16	20.5	22.3	150	2175	600	8700	-0.80	105	430	>10		
-12	3/4"	19	24	26.2	150	2175	600	8700	-0.80	120	525	>10		
-16	1"	25.4	31.3	34	110	1595	440	6380	-0.80	160	780	>10		



-40°C / +100°C (+125°C DISCONTINUOUS)
-40°F / +212°F (+257°F DISCONTINUOUS)


MARKING / BESCHRIFTUNG / MARCATURA / MARQUAGE: **TRANSFER TAPE, EMBOSSED OR INK JET**

SEL SUPERSTREAM 1K ()** (DN ** mm) Max. W.P. *** Bar / **** PSI EXCEED EN 857 1SC

NORMS NORMEN NORME NORMES	EXCEED EN 857 TYPE 1SC EXCEED ISO 11237-1 1SC ISO 1307	COLOUR FARBEN COLORI COULEUR	
------------------------------------	--	---------------------------------------	--

2 Steel Wire Braid

Super-Compact



TUBE : MINERAL, VEGETABLE AND HYDRAULIC OIL RESISTANT SPECIAL SYNTHETIC RUBBER.
 REINFORCEMENT : 2 HIGH TENSILE STEEL WIRE BRAID.
 COVER : OIL, ABRASION AND WEATHER RESISTANT SPECIAL SYNTHETIC RUBBER.
 APPLICATION : FOR HIGH PRESSURE HYDRAULIC SYSTEMS USING HYDRAULIC OILS, MINERAL AND VEGETABLE LUBRICANTS.



SEELE : SPEZIELLES, SYNTETHISCHES GUMMI, BESTÄNDIG GEGEN HYDRAULIKÖLE AUF MINERAL- UND PFLANZLICHER BASIS
 EINLAGE : 2 GEFLECHTSEINLAGEN AUS HOCHZUGFESTEM STAHLDRAHT
 DECKE : SPEZIELLES, SYNTETHISCHES GUMMI, ÖL-, ABRIEB- UND WITTERUNGSBESTÄNDIG
 ANWENDUNG : GEEIGNET ALS HOCHDRUCK HYDRAULIKSCHLAUCH FÜR LANDWIRTSCHAFTS- UND BAUMASCHINEN ZUR VERWENDUNG MIT MINERAL- UND BIOLOGISCHE ÖLE



SOTTOSTRATO : GOMMA SPECIALE SINTETICA RESISTENTE AI FLUIDI IDRAULICI A BASE DI OLIO MINERALE E VEGETALI.
 RINFORZO : 2 TRECCE IN ACCIAIO AD ALTA TENACITÀ.
 COPERTURA : GOMMA SPECIALE SINTETICA, RESISTENTE AGLI OLI, ABRASIONE ED AGENTI ATMOSFERICI.
 IMPIEGO : PER SISTEMI A PRESSIONE ALTA CHE IMPIEGANO FLUIDI IDRAULICI A BASE DI OLIO MINERALE, LUBRIFICANTI VEGETALI E MINERALI, GREGGIO ETC.



TUBE : CAOUTCHOUC SYNTHETIQUE SPECIAL RESISTANT AUX HUILES HYDRAULIQUES, MINERALES ET LUBRIFIANTS.
 RENFORCEMENT : 2 TRESSÉS D'ACIER TRÈS RESISTANTES.
 REVETEMENT : CAOUTCHOUC SYNTHETIQUE SPECIAL RESISTANT A L'ABRASION, AUX HUILES, CARBURANTS ET AGENTS ATMOSPHÉRIQUES.
 APPLICATION : POUR LES SYSTEMES HYDRAULIQUES A HAUTE PRESSION, UTILISANT LES HUILES HYDRAULIQUES A BASE D'HUILES MINERALES, LUBRIFIANTS VEGETAUX ET GRAISSES.

Dash Size	ID		ROD	OD	WP		BP		VACUUM	BR/r	W	L
	inch	mm	mm	mm	bar	psi	bar	psi	bar	mm	g/m	m
-04	1/4"	6.4	11.1	13.1	450	6525	1950	28275	-0.95	45	285	>10
-05	5/16"	8	12.9	15	420	6090	1725	25013	-0.95	60	330	>10
-06	3/8"	9.5	15.1	17.1	385	5583	1650	23925	-0.95	70	440	>10
-08	1/2"	12.7	18.3	20.3	345	5003	1400	20300	-0.95	90	565	>10
-10	5/8"	16	21.4	23.7	290	4205	1200	17400	-0.95	130	660	>10
-12	3/4"	19	25.4	27.7	280	4060	1200	17400	-0.80	160	835	>10
-16	1"	25.4	33.3	35.6	200	2900	900	13050	-0.80	210	1215	>10

OPTIONS / OPTIONEN / OPZIONI / OPTIONS




-40°C / +100°C (+125°C DISCONTINUOUS)
 -40°F / +212°F (+257°F DISCONTINUOUS)

MARKING / BESCHRIFTUNG / MARCATURA / MARQUAGE: **TRANSFER TAPE, EMBOSSED OR INK JET**

SEL SUPERSTREAM 2K (**) (DN ** mm) Max. W.P. *** Bar / **** PSI EXCEED EN 857 2SC

NORMS NORMEN NORME NORMES	EXCEED EN 857 TYPE 2SC EXCEED ISO 11237-1 2SC ISO 1307	COLOUR FARBEN COLORI COULEUR	
------------------------------------	--	---------------------------------------	--

2 Steel Wire Braid



TUBE : MINERAL, VEGETABLE AND HYDRAULIC OIL RESISTANT SPECIAL SYNTHETIC RUBBER.
 REINFORCEMENT : 2 HIGH TENSILE STEEL WIRE BRAID.
 COVER : OIL, ABRASION AND WEATHER RESISTANT SPECIAL SYNTHETIC RUBBER.
 APPLICATION : FOR HIGH PRESSURE HYDRAULIC SYSTEMS USING HYDRAULIC OILS, MINERAL AND VEGETABLES LUBRICANTS.



SEELE : SPEZIELLES, SYNTETHISCHES GUMMI, BESTÄNDIG GEGEN HYDRAULIKÖLE AUF MINERAL- UND PFLANZLICHER BASIS
 EINLAGE : 2 GEFLECHTSEINLAGEN AUS HOCHZUGFESTEM STAHLDRAHT
 DECKE : SPEZIELLES, SYNTETHISCHES GUMMI, ÖL-, ABRIEB- UND WITTERUNGSBESTÄNDIG
 ANWENDUNG : GEEIGNET ALS HOCHDRUCK HYDRAULIKSCHLAUCH FÜR LANDWIRTSCHAFTS- UND BAUMASCHINEN ZUR VERWENDUNG MIT MINERAL- UND BIOLOGISCHE ÖLE



SOTTOSTRATO : GOMMA SPECIALE SINTETICA RESISTENTE AI FLUIDI IDRAULICI A BASE DI OLIO MINERALE E VEGETALI.
 RINFORZO : 2 TRECCE IN ACCIAIO AD ALTA TENACITÀ.
 COPERTURA : GOMMA SPECIALE SINTETICA, RESISTENTE AGLI OLI, ABRASIONE ED AGENTI ATMOSFERICI.
 IMPIEGO : PER SISTEMI A PRESSIONE ALTA CHE IMPIEGANO FLUIDI IDRAULICI A BASE DI OLIO MINERALE, LUBRIFICANTI VEGETALI E MINERALI, GREGGIO ETC.



TUBE : CAOUTCHOUC SYNTHETIQUE SPECIAL RESISTANT AUX HUILES HYDRAULIQUES, MINERALES ET LUBRIFIANTS.
 RENFORCEMENT : 2 TRESSER D'ACIER TRES RESISTANTES.
 REVETEMENT : CAOUTCHOUC SYNTHETIQUE SPECIAL RESISTANT A L'ABRASION, AUX HUILES, CARBURANTS ET AGENTS ATMOSPHERIQUES.
 APPLICATION : POUR LES SYSTEMES HYDRAULIQUES A HAUTE PRESSION, UTILISANT LES HUILES HYDRAULIQUES A BASE D'HUILES MINERALES, LUBRIFIANTS VEGETAUX ET GRAISSES.

Dash Size	ID		ROD		OD		WP		BP		VACUUM	BR/r	W	L
	inch	mm	mm	mm	mm	bar	psi	bar	psi	bar	mm	g/m	m	
-04	1/4"	6.4	11.1	13.1	450	6525	2100	30450	-0.95	45	280	>10		
-05	5/16"	8	12.7	14.7	420	6090	1750	25375	-0.95	55	320	>10		
-06	3/8"	9.5	15.1	17.1	385	5583	1700	24650	-0.95	65	435	>10		
-08	1/2"	12.7	18.3	20.3	345	5003	1450	21025	-0.95	80	560	>10		
-10	5/8"	16	22.6	25	320	4640	1380	20010	-0.95	90	825	>10		
-12	3/4"	19	27.1	29.3	300	4350	1250	18125	-0.80	120	1065	>10		
-16	1"	25.4	33.7	35.8	225	3265.5	1000	14500	-0.80	160	1370	>10		

OPTIONS / OPTIONEN / OPZIONI / OPTIONS



-40°C / +121°C
 -40°F / +250°F


(+135°C DISCONTINUOUS)
 (+275°F DISCONTINUOUS)

MARKING / BESCHRIFTUNG / MARCATURA / MARQUAGE: **TRANSFER TAPE, EMBOSSED OR INK JET**

SEL ULTRASTREAM 2K (*) (DN ** mm) Max. W.P. *** Bar / **** PSI EXCEED 2SC**

NORMS	EXCEED EN 857 2SC	COLOUR	
NORMEN	EXCEED ISO 11237-1 2SC	FARBEN	
NORME	EXCEED SAE 100 R16S	COLORI	
NORMES	ISO 1307	COULEUR	

High Ozone Resistance 2 Steel Wire Braid



TUBE : MINERAL, VEGETABLE AND HYDRAULIC OIL RESISTANT SPECIAL SYNTHETIC RUBBER.
 REINFORCEMENT : 2 HIGH TENSILE STEEL WIRE BRAID.
 COVER : OIL, ABRASION AND WEATHER RESISTANT SPECIAL SYNTHETIC RUBBER. EXCELLENT OZONE RESISTANCE
 APPLICATION : FOR MEDIUM-HIGH PRESSURE HYDRAULIC SYSTEMS USING HYDRAULIC OILS, MINERAL AND VEGETABLES LUBRICANTS.



SEELE : SPEZIELLES, SYNTETHISCHES GUMMI, BESTÄNDIG GEGEN HYDRAULIKÖLE AUF MINERAL- UND PFLANZLICHER BASIS
 EINLAGE : 2 GEFLECHTSEINLAGEN AUS HOCHZUGFESTEM STAHLDRAHT
 DECKE : SPEZIELLES, SYNTETHISCHES GUMMI, ÖL-, ABRIEB- UND WITTERUNGSBESTÄNDIG, AUSGEZEICHNETE OZONBESTÄNDIGKEIT
 ANWENDUNG : GEEIGNET ALS MITTEL- UND HOCHDRUCK HYDRAULIKSCHLAUCH FÜR LANDWIRTSCHAFTS- UND BAUMASCHINEN ZUR VERWENDUNG MIT MINERAL- UND BIOLOGISCHE ÖLE



SOTTOSTRATO : GOMMA SPECIALE SINTETICA RESISTENTE AI FLUIDI IDRAULICI A BASE DI OLIO MINERALE E VEGETALI.
 RINFORZO : 2 TRECCE IN ACCIAIO AD ALTA TENACITÀ.
 COPERTURA : GOMMA SPECIALE SINTETICA, RESISTENTE AGLI OLI, ABRASIONE ED AGENTI ATMOSFERICI. ECCELLENTE RESISTENZA ALL'OZONO.
 IMPIEGO : PER SISTEMI A PRESSIONE MEDIA-ALTA CHE IMPIEGANO FLUIDI IDRAULICI A BASE DI OLIO MINERALE, LUBRIFICANTI VEGETALI E MINERALI, GREGGIO ETC.



TUBE : CAOUTCHOUC SYNTHETIQUE SPECIAL RESISTANT AUX HUILES HYDRAULIQUES, MINERALES ET LUBRIFIANTS.
 RENFORCEMENT : 2 TRESSSES D'ACIER TRES RESISTANTES.
 REVETEMENT : CAOUTCHOUC SYNTHETIQUE SPECIAL RESISTANT A L'ABRASION, AUX HUILES, CARBURANTS ET AGENTS ATMOSPHERIQUES. EXCELLENTE RESISTANCE A L'OZONE.
 APPLICATION : POUR LES SYSTEMES HYDRAULIQUES A MOYENNE ET HAUTE PRESSION, UTILISANT LES HUILES HYDRAULIQUES A BASE D'HUILES MINERALES, LUBRIFIANTS VEGETAUX ET GRAISSES.

Dash Size	ID		ROD		OD		WP		BP		VACUUM	BR/r	W	L
	inch	mm	mm	mm	bar	psi	bar	psi	bar	mm	g/m	m		
-04	1/4"	6.4	11.1	13.2	400	5800	1850	26825	-0.95	45	290	>10		
-05	5/16"	8	12.9	15	350	5075	1700	24650	-0.95	55	335	>10		
-06	3/8"	9.5	15	17.1	330	4785	1550	22475	-0.95	65	420	>10		
-08	1/2"	12.7	18.6	20.7	275	3988	1300	18850	-0.95	80	580	>10		
-10	5/8"	16	21.7	23.8	250	3625	1150	16675	-0.95	90	690	>10		
-12	3/4"	19	25.6	27.7	215	3118	1000	14500	-0.80	120	815	>10		
-16	1"	25.4	33.3	35.5	165	2393	840	12180	-0.80	160	1180	>10		

OPTIONS / OPTIONEN / OPZIONI / OPTIONS




-40°C / +120°C (+135°C DISCONTINUOUS)
 -40°F / +248°F (+275°F DISCONTINUOUS)

MARKING / BESCHRIFTUNG / MARCATURA / MARQUAGE: **TRANSFER TAPE, EMBOSSED OR INK JET**

SEL **DYNAMIC 2K** (**)(DN ** mm) Max. W.P. *** Bar / **** PSI EXCEED 2SC

NORMS NORMEN NORME NORMES	EXCEED EN 857 TYPE 2SC EXCEED ISO 11237-1 2SC ISO 1307	COLOUR FARBEN COLORI COULEUR	
------------------------------------	--	---------------------------------------	--

3 Steel Wire Braid



	TUBE REINFORCEMENT COVER APPLICATION	: MINERAL, VEGETABLE AND HYDRAULIC OIL RESISTANT SPECIAL SYNTHETIC RUBBER. : 3 HIGH TENSILE STEEL WIRE BRAID. : OIL, HIGH ABRASION AND WEATHER RESISTANT WRAPPED, SPECIAL SYNTHETIC RUBBER. : FOR HIGH PRESSURE HYDRAULIC SYSTEMS IN INDUSTRY AND AGRICULTURE.
	SEELE EINLAGE DECKE ANWENDUNG	: SPEZIELLES, SYNTETHISCHES GUMMI, BESTÄNDIG GEGEN HYDRAULIKÖLE AUF MINERAL- UND PFLANZLICHER BASIS : 3 GEFLECHTSEINLAGEN AUS HOCHZUGFESTEM STAHLDRAHT : SPEZIELLES, SYNTETHISCHES GUMMI, ÖL-, ABRIEB- UND WITTERUNGSBESTÄNDIG, STOFFGEMUSTERT : GEEIGNET ALS HOCHDRUCK HYDRAULIKSCHLAUCH FÜR LANDWIRTSCHAFTS- UND BAUMASCHINEN
	SOTTOSTRATO RINFORZO COPERTURA IMPIEGO	: GOMMA SPECIALE SINTETICA RESISTENTE AI FLUIDI IDRAULICI A BASE DI OLIO MINERALE E VEGETALI. : 3 TRECCE IN ACCIAIO AD ALTA TENACITÀ. : GOMMA SPECIALE SINTETICA CON IMPRESSIONE TELA, RESISTENTE AGLI OLI. ABRASIONE ED AGENTI ATMOSFERICI. : PER SISTEMI A PRESSIONE ALTA CHE IMPIEGANO FLUIDI IDRAULICI IN INDUSTRIA E AGRICOLTURA.
	TUBE RENFORCEMENT REVETEMENT APPLICATION	: CAOUTCHOUC SYNTHETIQUE SPECIAL RESISTANT AUX HUILES HYDRAULIQUES, MINERALES ET LUBRIFIANTS. : 3 TRESSERES D'ACIER TRES RESISTANTES : CAOUTCHOUC SYNTHETIQUE SPECIAL, ASPECT BANDELE RESISTANT A L'ABRASION, AUX HUILES, CARBURANTS ET AGENTS ATMOSPHERIQUES. : POUR LES SYSTEMES HYDRAULIQUES A HAUTE PRESSION DANS LES MACHINES FORESTIERES, L'INDUSTRIE ET L'AGRICULTURE.

Dash Size	ID		ROD	OD	WP		BP		BR/r	W	L
	inch	mm	mm	mm	bar	psi	bar	psi	mm	g/m	m
-06	3/8"	9.5	17.4	22	500	7250	2100	30450	120	805	>10
-08	1/2"	12.7	20.8	25.2	470	6820	1950	28275	160	935	>10
-10	5/8"	16	24.3	28.8	410	5950	1800	26100	210	1130	>10
-12	3/4"	19	28.1	32.5	375	5440	1600	23200	260	1490	>10
-16	1"	25.4	35.4	40.5	327	4750	1350	19575	310	1990	>10
-20	1 1/4"	31.8	41.8	46.5	240	3480	1100	15950	410	2375	>10

CHARACTERISTICS : HIGH ABRASION RESISTANCE, WP SIMILAR OR HIGHER THAN "EN 856 4 SP" HOSES WITH A REDUCED BENDING RADIUS.
EIGENSCHAFT : HOCH ABRIEBFEST, GERINGERER BIEGERADIUS MIT GLEICHEM ODER HÖHEREM BETRIEBSDRUCK ALS EN 856 4SP TYPE.
CARATTERISTICHE : ALTA RESISTANZA ALL' ABRASIONE, PRESSIONE DI LAVARO SIMILE O SUPERIORE DEI TUBI "EN 856 4 SP", CON UN RIDOTTO RAGGIO DI CURVATURA.
CARACTERISTIQUES : RESISTENCE SUPERIEURE A L'ABRASION, PRESSION DE SERVICE SIMILAIRE OU PLUS ELEVEE QUE LES TUYAUX "EN 856 4SP" AVEC UN RAYON DE COURBURE REDUIT.

OPTIONS / OPTIONEN / OPZIONI / OPTIONS




-40°C / +100°C (+125°C DISCONTINUOUS)
 -40°F / +212°F (+257°F DISCONTINUOUS)

MARKING / BESCHRIFTUNG / MARCATURA / MARQUAGE: **TRANSFER TAPE, EMBOSSED OR INK JET**

SEL WOOD ()(DN ** mm) Max. W.P. *** Bar / **** PSI**

NORMS NORMEN NORME NORMES	ISO 1307	COLOUR FARBEN COLORI COULEUR	
------------------------------------	----------	---------------------------------------	--

2 Steel Wire Braid



TUBE : MINERAL, VEGETABLE AND HYDRAULIC OIL RESISTANT SPECIAL SYNTHETIC RUBBER.
 REINFORCEMENT : 2 HIGH TENSILE STEEL WIRE BRAID.
 COVER : OIL, ABRASION AND WEATHER RESISTANT SPECIAL SYNTHETIC RUBBER.
 APPLICATION : FOR MEDIUM-HIGH PRESSURE HYDRAULIC SYSTEMS USING HYDRAULIC OILS, MINERAL AND VEGETABLE LUBRICANTS.



SEELE : SPEZIELLES, SYNTETHISCHES GUMMI, BESTÄNDIG GEGEN HYDRAULIKÖLE AUF MINERAL- UND PFLANZLICHER BASIS
 EINLAGE : 2 GEFLECHTSEINLAGEN AUS HOCHZUGFESTEM STAHLDRAHT
 DECKE : SPEZIELLES, SYNTETHISCHES GUMMI, ÖL-, ABRIEB- UND WITTERUNGSBESTÄNDIG
 ANWENDUNG : GEEIGNET ALS MITTEL- UND HOCHDRUCK HYDRAULIKSCHLAUCH FÜR LANDWIRTSCHAFTS- UND BAUMASCHINEN ZUR VERWENDUNG MIT MINERAL- UND BIOLOGISCHE ÖLE



SOTTOSTRATO : GOMMA SPECIALE SINTETICA RESISTENTE AI FLUIDI IDRAULICI A BASE DI OLIO MINERALE E VEGETALI.
 RINFORZO : 2 TRECCE IN ACCIAIO AD ALTA TENACITÀ.
 COPERTURA : GOMMA SPECIALE SINTETICA, RESISTENTE AGLI OLI, ABRASIONE ED AGENTI ATMOSFERICI.
 IMPIEGO : PER SISTEMI A PRESSIONE MEDIA- ALTA CHE IMPIEGANO FLUIDI IDRAULICI A BASE DI OLIO MINERALE, LUBRIFICANTI VEGETALI E MINERALI, GREGGIO ETC.



TUBE : CAOUTCHOUC SYNTHETIQUE SPECIAL RESISTANT AUX HUILES HYDRAULIQUES, MINERALES ET LUBRIFIANTS.
 RENFORCEMENT : 2 TRESSSES D'ACIER TRES RESISTANTES.
 REVETEMENT : CAOUTCHOUC SYNTHETIQUE SPECIAL RESISTANT A L'ABRASION, AUX HUILES, CARBURANTS ET AGENTS ATMOSPHERIQUES.
 APPLICATION : POUR LES SYSTEMES HYDRAULIQUES A MOYENNE ET HAUTE PRESSION, UTILISANT LES HUILES HYDRAULIQUES A BASE D'HUILES MINERALES, LUBRIFIANTS VEGETAUX ET GRAISSES.

ID		ROD	OD	WP		BP		BR/r	W	L	
Dash Size	inch	mm	mm	mm	bar	psi	bar	psi	mm	g/m	m
-04	1/4"	6.4	11.1	13.2	400	5800	1900	27550	50	285	>10
-05	5/16"	8	12.9	15	350	5075	1700	24650	55	335	>10
-06	3/8"	9.5	15	17.1	330	4785	1550	22475	65	410	>10
-08	1/2"	12.7	18.6	20.7	275	3988	1350	19575	90	575	>10
-10	5/8"	16	21.7	23.8	250	3625	1200	17400	100	685	>10
-12	3/4"	19	25.6	27.7	215	3118	1000	14500	120	810	>10
-16	1"	25.4	33.3	35.5	165	2393	750	10875	150	1170	>10
-20	1 1/4"	31.8	39.4	42.6	125	1813	550	7975	210	1490	Max.46

OPTIONS / OPTIONEN / OPZIONI / OPTIONS




-40°C / +100°C (+125°C DISCONTINUOUS)
 -40°F / +212°F (+257°F DISCONTINUOUS)

MARKING / BESCHRIFTUNG / MARCATURA / MARQUAGE: **TRANSFER TAPE, EMBOSSED OR INK JET**

SEL SELPLUS/2S SAE 100 R16 (*) (DN ** mm) Max. W.P. *** Bar / **** PSI**

NORMS NORMEN NORME NORMES	SAE 100 R16 ISO 11237-1 R16 ISO 1307	COLOUR FARBEN COLORI COULEUR	
------------------------------------	--	---------------------------------------	--



1 - 2 Steel Wire Braid



TUBE : MINERAL, VEGETABLE AND HYDRAULIC OIL RESISTANT SPECIAL SYNTHETIC RUBBER.
 REINFORCEMENT : 1 OR 2 HIGH TENSILE STEEL WIRE BRAID.
 COVER : OIL, ABRASION AND WEATHER RESISTANT SPECIAL SYNTHETIC RUBBER.
 APPLICATION : FOR MEDIUM PRESSURE HYDRAULIC SYSTEMS IN INDUSTRY AND AGRICULTURE.



SEELE : SPEZIELLES, SYNTETHISCHES GUMMI, BESTÄNDIG GEGEN HYDRAULIKÖLE AUF MINERAL- UND PFLANZLICHER BASIS
 EINLAGE : WAHLWEISE 1 ODER 2 GEFLECHTSEINLAGEN AUS HOCHZUGFESTEM STAHLDRAHT
 DECKE : SPEZIELLES, SYNTETHISCHES GUMMI, ÖL-, ABRIB- UND WITTERUNGSBESTÄNDIG
 ANWENDUNG : GEEIGNET ALS MITTELDRUCK HYDRAULIKSCHLAUCH FÜR LANDWIRTSCHAFTS- UND BAUMASCHINEN



SOTTOSTRATO : GOMMA SPECIALE SINTETICA RESISTENTE AI FLUIDI IDRAULICI A BASE DI OLIO MINERALE E VEGETALI.
 RINFORZO : 1 O 2 TRECCE IN ACCIAIO AD ALTA TENACITÀ.
 COPERTURA : GOMMA SPECIALE SINTETICA, RESISTENTE AGLI OLI, ABRASIONE ED AGENTI ATMOSFERICI.
 IMPIEGO : PER SISTEMI CHE IMPIEGANO FLUIDI IDRAULICI A MEDIA PRESSIONE IN INDUSTRIA E AGRICOLTURA.



TUBE : CAOUTCHOUC SYNTHETIQUE SPECIAL RESISTANT AUX HUILES HYDRAULIQUES, MINERALES ET LUBRIFIANTS.
 RENFORCEMENT : 1 OU 2 TRESSER D'ACIER TRES RESISTANTES.
 REVETEMENT : CAOUTCHOUC SYNTHETIQUE SPECIAL RESISTANT A L'ABRASION, AUX HUILES, CARBURANTS ET AGENTS ATMOSPERIQUES.
 APPLICATION : POUR LES SYSTEMES HYDRAULIQUES A MOYENNE PRESSION DANS L'INDUSTRIE ET L'AGRICULTURE.

ID		ROD		OD		WP		BP		BR/r		W		L	
Dash Size	inch	mm	mm	mm	bar	psi	bar	psi	mm	g/m	m				

H31C-ONE WIRE

-04	1/4"	6.4	10.4	12.2	210	3045	1050	15225	50	175	>10
-05	5/16"	8	11.5	13.6	210	3045	1000	14500	55	200	>10
-06	3/8"	9.5	13.6	15.5	210	3045	950	13775	65	265	>10
-08	1/2"	12.7	16.8	19	210	3045	900	13050	90	355	>10

H32C-TWO WIRES

-08	1/2"	12.7	18.6	20.7	210	3045	1300	18850	90	575	>10
-10	5/8"	16	21.7	23.8	210	3045	1100	15950	100	685	>10
-12	3/4"	19	25.6	27.7	210	3045	950	13775	120	810	>10
-16	1"	25.4	33.3	36	210	3045	900	13050	150	1210	>10

OPTIONS / OPTIONEN / OPZIONI / OPTIONS




-40°C / +100°C (+125°C DISCONTINUOUS)
 -40°F / +212°F (+257°F DISCONTINUOUS)

MARKING / BESCHRIFTUNG / MARCATURA / MARQUAGE: **TRANSFER TAPE, EMBOSSED OR INK JET**

SEL FORCESTREAM SAE 100 R17-1 (**) (DN ** mm) Max. W.P. *** Bar / **** PSI	
SEL FORCESTREAM SAE 100 R17-2 (**) (DN ** mm) Max. W.P. *** Bar / **** PSI	

NORMS NORMEN NORME NORMES	SAE 100 R17 ISO 11237-1 R17 ISO 1307	COLOUR FARBEN COLORI COULEUR	
------------------------------------	--	---------------------------------------	--

1 Steel Wire Braid



TUBE : MINERAL, VEGETABLE AND HYDRAULIC OIL RESISTANT SPECIAL SYNTHETIC RUBBER.
 REINFORCEMENT : SYNTHETIC TEXTILE AND 1 HIGH TENSILE STEEL WIRE BRAID.
 COVER : OIL AND WEATHER RESISTANT SYNTHETIC RUBBER IMPREGNATED SYNTHETIC BRAID.
 APPLICATION : FOR LOW-MEDIUM PRESSURE HYDRAULIC SYSTEMS IN INDUSTRY AND AGRICULTURE.



SEELE : SPEZIELLES, SYNTETHISCHES GUMMI, BESTÄNDIG GEGEN HYDRAULIKÖLE AUF MINERAL- UND PFLANZLICHER BASIS
 EINLAGE : 1 GEFLECHTEINLAGE AUS HOCHZUGFESTEM STAHLDRAHT MIT ZUSÄTZLICHER TEXTILEINLAGE
 DECKE : SPEZIELLES, SYNTETHISCHES GUMMI, ÖL-, ABRIEB- UND WITTERUNGSBESTÄNDIG
 ANWENDUNG : GEEIGNET ALS NIEDER-UND MITTELDRUCK HYDRAULIKSCHLAUCH FÜR LANDWIRTSCHAFTS- UND BAUMASCHINEN



SOTTOSTRATO : GOMMA SPECIALE SINTETICA RESISTENTE AI FLUIDI IDRAULICI A BASE DI OLIO MINERALE E VEGETALI.
 RINFORZO : INSERZIONI TESSILI E TRECCIA IN 1 ACCIAIO AD ALTA TENACITÀ.
 COPERTURA : TRECCIA IN COTONE IMPREGINATO DI GOMMA SINTETICA RESISTENTE AGLI OLI ED AGENTI ATMOSFERICI.
 IMPIEGO : PER SISTEMI CHE IMPIEGANO FLUIDI IDRAULICI A BASSA E MEDIA PRESSIONE IN INDUSTRIA E AGRICOLTURA.



TUBE : CAOUTCHOU SYNTHETIQUE SPECIAL RESISTANT AUX HUILES HYDRAULIQUES, MINERALES ET LUBRIFIANTS.
 REINFORCEMENT : INSERTION TEXTILE ET 1 TRESSE D'ACIER TRES RESISTANTE.
 REVETEMENT : TRESSE TEXTILE IMPREGNEE DE CAOUTCHOU SYNTHETIQUE SPECIAL RESISTANT A L'ABRASION, AUX HUILES, CARBURANTS ET AGENTS ATMOSPERIQUES.
 APPLICATION : POUR LES SYSTEMES HYDRAULIQUES A BASSE ET MOYENNE PRESSION DANS L'INDUSTRIE ET L'AGRICULTURE.

Dash Size	ID		OD	WP		BP		BR/r	W	L
	inch	mm	mm	bar	psi	bar	psi	mm	g/m	m
-04	3/16"	4.8	12.9	210	3045	1100	15950	75	245	>10
-05	1/4"	6.4	14.5	210	3045	1000	14500	85	285	>10
-06	5/16"	8	16.8	157	2277	800	11600	100	350	>10
-08	13/32"	10.3	19.1	140	2030	700	10150	115	405	>10
-10	1/2"	12.7	22.9	122	1769	600	8700	140	560	>10
-12	5/8"	16	27.1	105	1523	520	7540	165	695	>10
-16	7/8"	22.2	30.8	56	812	380	5510	185	690	>10
-20	1 1/8"	28.6	37.6	43	624	300	4350	230	910	>10
-24	1 3/8"	34.9	44.5	35	508	250	3625	265	1135	max. 46
-32	1 13/16"	46	56.4	24	348	200	2900	335	1370	max. 46
-40	2 3/8"	60	73	24	348	150	2175	610	2270	max. 46
-48	3"	76.2	90.5	14	203	130	1885	840	3015	max. 46

UPON REQUEST
 AUF WUNSCH
 A RICHIESTA
 SUR DEMANDE

MIL-H-13444 E




-40°C / +100°C (+125°C DISCONTINUOUS)
 -40°F / +212°F (+257°F DISCONTINUOUS)

MARKING / BESCHRIFTUNG / MARCATURA / MARQUAGE: **TRANSFER TAPE OR INK JET**

SEL FORCESTREAM SAE 100 R5 () (DN ** mm) Max. W.P. *** Bar / **** PSI** → → →

NORMS NORMEN NORME NORMES	SAE 100 R5 ISO 1307	COLOUR FARBEN COLORI COULEUR	
------------------------------------	------------------------	---------------------------------------	--

Pilot Line Hose



TUBE : MINERAL, VEGETABLE AND HYDRAULIC OIL RESISTANT SPECIAL SYNTHETIC RUBBER.
 REINFORCEMENT : 1 HIGH TENSILE STEEL WIRE BRAID.
 COVER : OIL, ABRASION AND WEATHER RESISTANT SPECIAL SYNTHETIC RUBBER.
 APPLICATION : FOR PILOT LINES AND HYDRAULIC SYSTEMS.



SEELE : SPEZIELLES, SYNTETHISCHES GUMMI, BESTÄNDIG GEGEN HYDRAULIKÖLE AUF MINERAL- UND PFLANZLICHER BASIS
 EINLAGE : 1 GEFLECHTEINLAGE AUS HOCHZUGFESTEM STAHLDRAHT
 DECKE : SPEZIELLES, SYNTETHISCHES GUMMI, ÖL-, ABRIEB- UND WITTERUNGSBESTÄNDIG
 ANWENDUNG : GEEIGNET ALS STEUERSCHLAUCH FÜR STEUERSYSTEME



SOTTOSTRATO : GOMMA SPECIALE SINTETICA RESISTENTE AI FLUIDI IDRAULICI A BASE DI OLIO MINERALE E VEGETALI.
 RINFORZO : 1 TRECCIA IN ACCIAIO AD ALTA TENACITÀ.
 COPERTURA : GOMMA SPECIALE SINTETICA, RESISTENTE AGLI OLI, ABRASIONE ED AGENTI ATMOSFERICI.
 IMPIEGO : PER LINEE SERVO COMANDO.



TUBE : CAOUTCHOUC SYNTHETIQUE SPECIAL RESISTANT AUX HUILES HYDRAULIQUES, MINERALES ET LUBRIFIANTS.
 RENFORCEMENT : 1 TRESSE D'ACIER TRES RESISTANTE.
 REVETEMENT : CAOUTCHOUC SYNTHETIQUE SPECIAL RESISTANT A L'ABRASION, AUX HUILES, CARBURANTS ET AGENTS ATMOSPHERIQUES.
 APPLICATION : POUR LES LIGNES DE PILOTAGE ET LES SYSTEMES HYDRAULIQUES.

ID		ROD		OD		WP		BP		BR/r	W	L
Dash Size	inch	mm	mm	mm	bar	psi	bar	psi	mm	g/m	m	
-03	3/16"	4.8	8.7	10.5	150	2175	600	8700	20	140	>10	
-04	1/4"	6.4	9.9	11.5	150	2175	600	8700	25	150	>10	
-05	5/16"	8	11.5	13.1	120	1740	480	6960	30	180	>10	
-06	3/8"	9.5	13.2	14.8	120	1740	480	6960	40	200	>10	
-08	1/2"	12.7	16.2	18	120	1740	480	6960	50	260	>10	




-40°C / +120°C
 -40°F / +248°F

MARKING / BESCHRIFTUNG / MARCATURA / MARQUAGE: **TRANSFER TAPE, EMBOSSED OR INK JET**

SEL CONTROLLER (**") (DN ** mm) Max. W.P. *** Bar / **** PSI

NORMS NORMEN NORME NORMES	ISO 1307	COLOUR FARBEN COLORI COULEUR	
------------------------------------	----------	---------------------------------------	--

Jack Hose



TUBE : MINERAL, VEGETABLE AND HYDRAULIC OIL RESISTANT SPECIAL SYNTHETIC RUBBER.
 REINFORCEMENT : 2 HIGH TENSILE STEEL WIRE BRAID.
 COVER : OIL, ABRASION AND WEATHER RESISTANT SPECIAL SYNTHETIC RUBBER.
 APPLICATION : FOR HIGH PRESSURE HYDRAULIC SYSTEMS IN JACKING APPLICATIONS.



SEELE : SPEZIELLES, SYNTETHISCHES GUMMI, BESTÄNDIG GEGEN HYDRAULIKÖLE AUF MINERAL- UND PFLANZLICHER BASIS
 EINLAGE : 2 GEFLECHTSEINLAGEN AUS HOCHZUGFESTEM STAHLDRAHT
 DECKE : SPEZIELLES, SYNTETHISCHES GUMMI, ÖL-, ABRIEB- UND WITTERUNGSBESTÄNDIG
 ANWENDUNG : GEEIGNET ALS HOCHDRUCK HYDRAULIKSCHLAUCH IN HEBEVORRICHTUNGEN



SOTTOSTRATO : GOMMA SPECIALE SINTETICA RESISTENTE AI FLUIDI IDRAULICI A BASE DI OLIO MINERALE E VEGETALI.
 RINFORZO : 2 TRECCE IN ACCIAIO AD ALTA TENACITÀ.
 COPERTURA : GOMMA SPECIALE SINTETICA CON IMPRESSIONE TELA, RESISTENTE AGLI OLI, ABRASIONE ED AGENTI ATMOSFERICI.
 IMPIEGO : USATO NEI SISTEMI DI SOLLEVAMENTO DI ALTA PRESSIONE.



TUBE : CAOUTCHOUC SYNTHETIQUE SPECIAL RESISTANT AUX HUILES HYDRAULIQUES, MINERALES ET LUBRIFIANTS.
 RENFORCEMENT : 2 TRESSSES D'ACIER TRES RESISTANTES.
 REVETEMENT : CAOUTCHOUC SYNTHETIQUE SPECIAL RESISTANT A L'ABRASION, AUX HUILES, CARBURANTS ET AGENTS ATMOSPHERIQUES.
 APPLICATION : POUR LES SYSTEMES HYDRAULIQUES ET SYSTEMES DE SOULEVAGE.

Dash Size	ID		ROD		OD		WP		BP		VACUUM	BR/r	W	L
	inch	mm	mm	mm	mm	mm	bar	psi	bar	psi	bar	mm	g/m	m

H320 - TWO WIRES - THIN COVER

-04	1/4"	6.4	11.3	13.4	690	10000	1379	20000	- 0.95	75	280	>10
-06	3/8"	9.5	15	17.1	690	10000	1379	20000	- 0.95	90	415	>10

H323 - TWO WIRES - THICK COVER

-04	1/4"	6.4	12.8	15	690	10000	1379	20000	- 0.95	80	375	>10
-06	3/8"	9.5	16.7	18.9	690	10000	1379	20000	- 0.95	95	540	>10

OPTIONS / OPTIONEN / OPZIONI / OPTIONS



-40°C / +100°C
 -40°F / +212°F


(+125°C DISCONTINUOUS)
 (+257°F DISCONTINUOUS)

MARKING / BESCHRIFTUNG / MARCATURA / MARQUAGE: **TRANSFER TAPE, EMBOSSED OR INK JET**

SEL JACKFORCE ()(DN ** mm) Max. W.P. *** Bar / **** PSI** → → →

NORMS NORMEN NORME NORMES	ISO 1307	COLOUR FARBEN COLORI COULEUR	
------------------------------------	----------	---------------------------------------	--

Elevator Hose



TUBE : MINERAL, VEGETABLE AND HYDRAULIC OIL RESISTANT SPECIAL SYNTHETIC RUBBER.
 REINFORCEMENT : 1 OR 2 HIGH TENSILE STEEL WIRE BRAID.
 COVER : OIL, ABRASION AND WEATHER RESISTANT SPECIAL SYNTHETIC RUBBER.
 APPLICATION : FOR ELEVATORS-LIFTS AND HYDRAULIC SYSTEMS.



SEELE : SPEZIELLES, SYNTETHISCHES GUMMI, BESTÄNDIG GEGEN HYDRAULIKÖLE AUF MINERAL- UND PFLANZLICHER BASIS
 EINLAGE : WAHLWEISE 1 ODER 2 GEFLECHTSEINLAGEN AUS HOCHZUGFESTEM STAHLDRAHT
 DECKE : SPEZIELLES, SYNTETHISCHES GUMMI, ÖL-, ABRIEB- UND WITTERUNGSBESTÄNDIG
 ANWENDUNG : GEEIGNET ALS HYDRAULIKSCHLAUCH FÜR AUZFÜGE



SOTTOSTRATO : GOMMA SPECIALE SINTETICA RESISTENTE AI FLUIDI IDRAULICI A BASE DI OLIO MINERALE E VEGETALI.
 RINFORZO : 1 O 2 TRECCE IN ACCIAIO AD ALTA TENACITÀ.
 COPERTURA : GOMMA SPECIALE SINTETICA RESISTENTE AGLI UOLI, ABRASIONE ED AGENTI ATMOSFERICI.
 IMPIEGO : NEI SISTEMI IDRAULICI ED ASCENSORI.



TUBE : CAOUTCHOUC SYNTHETIQUE SPECIAL RESISTANT AUX HUILES HYDRAULIQUES, MINERALES ET LUBRIFIANTS.
 RENFORCEMENT : 1 OU 2 TRESSERES D'ACIER TRES RESISTANTES.
 REVETEMENT : CAOUTCHOUC SYNTHETIQUE SPECIAL RESISTANT A L'ABRASION, AUX HUILES, CARBURANTS ET AGENTS ATMOSPHERIQUES.
 APPLICATION : POUR LES ASCENSEURS ET LES SYSTEMES HYDRAULIQUES.

Dash Size	ID		ROD		OD		WP		BP		VACUUM	BR/r	W	L
	inch	mm	mm	mm	mm	mm	bar	psi	bar	psi	bar	mm	g/m	m

H31L - ONE WIRE

-12	3/4"	19	23.9	25.9	100	1450	400	5800	- 0.80	100	475	> 10
-16	1"	25.4	31.3	33.5	100	1450	400	5800	- 0.80	160	740	> 10
-20	1 1/4"	31.8	38.5	40.9	100	1450	400	5800	- 0.80	210	1020	max. 46

H32L - TWO WIRES

-24	1 1/2"	38.1	47.7	50.7	100	1450	400	5800	- 0.80	300	1680	max. 46
-32	2"	50.8	60.4	63.4	100	1450	400	5800	- 0.80	400	2300	max. 46

OPTIONS / OPTIONEN / OPZIONI / OPTIONS



-40°C / +100°C
 -40°F / +212°F

MARKING / BESCHRIFTUNG / MARCATURA / MARQUAGE: **TRANSFER TAPE, EMBOSSED OR INK JET**

SEL LIFTFLEX ELEVATOR HOSE (*) (DN ** mm) Max. W.P. *** Bar / **** PSI** → → →

NORMS NORMEN NORME NORMES	ISO 1307	COLOUR FARBEN COLORI COULEUR	
------------------------------------	----------	---------------------------------------	--



ULTIMATE

SAE J 517 - W.P. 10 BAR (145 PSI) 38 mm

ULTIMATE

ULTIMATE

SAE J 517 100 R5 1 13/16" Max.

SAE J 517 - W.P. 90 Bar 135°C

ULTIMATE R4

SAE J 517 - W.P. 10 BAR (145 PSI) 38 mm

ULTIMATE

ULTIMATE




TS 6387/EN 853 2SN 1 1/2" Max. WP 275 Bar 135°C


TS 6387/EN 853 2SN 1 1/2" Max. WP 275 Bar 135°C


HOSES
An Eaton Brand


1 Steel Wire Braid - High Temperature


+135 °C



 TUBE : HIGH TEMPERATURE HYDRAULIC OIL RESISTANT SPECIAL SYNTHETIC RUBBER.
 REINFORCEMENT : 1 HIGH TENSILE STEEL WIRE BRAID.
 COVER : OIL, ABRASION AND WEATHER RESISTANT SPECIAL SYNTHETIC RUBBER.
 APPLICATION : FOR LOW-MEDIUM PRESSURE HYDRAULIC SYSTEMS IN INDUSTRY, COMPRESSORS AND MINING WHERE OPERATING TEMPERATURES ARE UP TO 150 °C

 SEELE : SPEZIELLES, SYNTETHISCHES GUMMI, BESTÄNDIG GEGEN HYDRAULIKÖLE MIT HOHEN ANWENDUNGSTEMPERATUREN
 EINLAGE : 1 GEFLECHTEINLAGE AUS HOCHZUGFESTEM STAHLDRAHT
 DECKE : SPEZIELLES, SYNTETHISCHES GUMMI, ÖL-, ABRIEB- UND WITTERUNGSBESTÄNDIG
 ANWENDUNG : GEEIGNET ALS NIEDER-UND MITTELDRUCK HYDRAULIKSCHLAUCH IN DER INDUSTRIE, KOMPRESSOREN UND BERGBAU. EINSATZFÄHIG BIS ZU 150 °C BETRIEBSTEMPERATUR

 SOTTOSTRATO : GOMMA SPECIALE SINTETICA RESISTENTE AI FLUIDI IDRAULICI AD ALTA TEMPERATURA.
 RINFORZO : 1 TRECCIA IN ACCIAIO AD ALTA TENACITÀ
 COPERTURA : GOMMA SPECIALE SINTETICA CON IMPRESSIONE TELA, RESISTENTE AGLI OLI, ABRASIONE ED AGENTI ATMOSFERICI.
 IMPIEGO : PER SISTEMI A PRESSIONE BASSA-MEDIA CHE IMPIEGANO FLUIDI IDRAULICI IN INDUSTRIA, COMPRESSORI MINERARIA AD ALTA TEMPERATURA FINO A 150 °C

 TUBE : CAOUTCHOUC SYNTHETIQUE SPECIAL RESISTANT AUX HUILES HYDRAULIQUES A HAUTE TEMPERATURE.
 RENFORCEMENT : 1 TRESSE D'ACIER TRES RESISTANTE
 REVETEMENT : CAOUTCHOUC SYNTHETIQUE SPECIAL RESISTANT A L'ABRASION, AUX HUILES, CARBURANTS ET AGENTS ATMOSPERIQUES.
 APPLICATION : POUR LES SYSTEMES HYDRAULIQUES A BASSE ET MOYENNE PRESSION DANS L'INDUSTRIE, COMPRESSEURS, L'EXPLOITATION MINIERE OÙ ON EXIGE UNE TEMPERATURE JUSQU'A 150 °C

Dash Size	ID		ROD	OD	WP		BP		VACUUM	BR/r	W	L
	inch	mm	mm	mm	bar	psi	bar	psi	bar	mm	g/m	m
-03	3/16"	4.8	9.6	11.6	250	3625	1100	15950	- 0.80	90	190	>10
-04	1/4"	6.4	11.1	13.2	225	3263	1030	14935	- 0.80	100	235	>10
-05	5/16"	8	12.6	14.8	215	3118	970	14065	- 0.80	115	275	>10
-06	3/8"	9.5	15	17.2	180	2610	820	11890	- 0.80	130	350	>10
-08	1/2"	12.7	18.1	20.4	160	2320	700	10150	- 0.80	180	435	>10
-10	5/8"	16	21.2	23.5	130	1885	600	8700	- 0.80	200	500	>10
-12	3/4"	19	25.2	27.5	105	1523	500	7250	- 0.80	240	635	>10
-16	1"	25.4	33.1	35.4	88	1276	375	5438	- 0.80	300	935	>10
-20	1 1/4"	31.8	40.2	43.5	63	914	280	4060	- 0.60	420	1310	max. 46
-24	1 1/2"	38.1	46.7	50	50	725	260	3770	- 0.60	500	1485	max. 46
-32	2"	50.8	60.2	63.6	40	580	250	3625	- 0.60	630	2020	max. 46
-40	2 1/2"	63.5	73	76.5	40	580	200	2900	- 0.60	760	2670	max. 46
-48	3"	76.2	85	88.5	35	508	160	2320	- 0.60	900	2865	max. 46


OPTIONS / OPTIONEN / OPZIONI / OPTIONS



 -50 °C / +135 °C (+150 °C DISCONTINUOUS)
 -58 °F / +275 °F (+302 °F DISCONTINUOUS)


MARKING / BESCHRIFTUNG / MARCATURA / MARQUAGE: **TRANSFER TAPE, EMBOSSED OR INK JET**

SEL **ULTIMATE** TS 6387/EN 853 1SN (***) (DN ** mm) Max. W.P. *** Bar / **** PSI 135 °C 

NORMS NORMEN NORME NORMES	DIN EN 853 1 SN TS 6387 EN 853 1 SN SAE 100 R1 AT - R1 AT Type S / ISO 1436 ISO 1307	COLOUR FARBEN COLORI COULEUR	
------------------------------------	---	---------------------------------------	--

2 Steel Wire Braid - High Temperature

+135 °C



TUBE : HIGH TEMPERATURE HYDRAULIC OIL RESISTANT SPECIAL SYNTHETIC RUBBER.
 REINFORCEMENT : 2 HIGH TENSILE STEEL WIRE BRAID.
 COVER : OIL, ABRASION AND WEATHER RESISTANT SPECIAL SYNTHETIC RUBBER.
 APPLICATION : FOR MEDIUM-HIGH PRESSURE HYDRAULIC SYSTEMS IN INDUSTRY, COMPRESSORS AND MINING WHERE OPERATING TEMPERATURES ARE UP TO 150 °C



SEELE : SPEZIELLES, SYNTETHISCHES GUMMI, BESTÄNDIG GEGEN HYDRAULIKÖLE MIT HOHEN ANWENDUNGSTEMPERATUREN
 EINLAGE : 2 GEFLECHTSEINLAGEN AUS HOCHZUGFESTEM STAHLDRAHT
 DECKE : SPEZIELLES, SYNTETHISCHES GUMMI, ÖL-, ABRIEB- UND WITTERUNGSBESTÄNDIG
 ANWENDUNG : GEEIGNET ALS MITTEL- UND HOCHDRUCK HYDRAULIKSCHLAUCH IN DER INDUSTRIE, KOMPRESSOREN UND BERGBAU. EINSATZFÄHIG BIS ZU 150 °C BETRIEBSTEMPERATUR



SOTTOSTRATO : GOMMA SPECIALE SINTETICA RESISTENTE AI FLUIDI IDRAULICI AD ALTA TEMPERATURA.
 RINFORZO : 2 TRECCE IN ACCIAIO AD ALTA TENACITÀ.
 COPERTURA : GOMMA SPECIALE SINTETICA CON IMPRESSIONE TELA, RESISTENTE AGLI OLI, ABRASIONE ED AGENTI ATMOSFERICI.
 IMPIEGO : PER SISTEMI A PRESSIONE MEDIA-ALTA CHE IMPIEGANO FLUIDI IDRAULICI IN INDUSTRIA, COMPRESSORI MINERARIA AD ALTA TEMPERATURA FINO A 150 °C



TUBE : CAOUTCHOUC SYNTHETIQUE SPECIAL RESISTANT AUX HUILES HYDRAULIQUES A HAUTE TEMPERATURE.
 RENFORCEMENT : 2 TRESSÉS D'ACIER TRÈS RESISTANTES.
 REVÊTEMENT : CAOUTCHOUC SYNTHETIQUE SPECIAL RESISTANT A L'ABRASION, AUX HUILES, CARBURANTS ET AGENTS ATMOSPHERIQUES.
 APPLICATION : POUR LES SYSTEMES HYDRAULIQUES A MOYENNE ET HAUTE PRESSION DANS L'INDUSTRIE, COMPRESSEURS, L'EXPLOITATION MINIERE OÙ ON EXIGE UNE TEMPERATURE JUSQU'A 150 °C

Dash Size	ID		ROD	OD	WP		BP		VACUUM	BR/r	W	L
	inch	mm	mm	mm	bar	psi	bar	psi	bar	mm	g/m	m
-03	3/16"	4.8	11.1	13.3	415	6018	1850	26825	- 0.95	90	305	>10
-04	1/4"	6.4	12.8	15	400	5800	1700	24650	- 0.95	100	390	>10
-05	5/16"	8	14.3	16.5	350	5075	1550	22475	- 0.95	115	455	>10
-06	3/8"	9.5	16.7	18.9	330	4785	1450	21025	- 0.95	130	560	>10
-08	1/2"	12.7	19.8	22.2	275	3988	1300	18850	- 0.95	180	665	>10
-10	5/8"	16	22.9	25.2	250	3625	1050	15225	- 0.95	200	780	>10
-12	3/4"	19	26.9	29.2	215	3118	920	13340	- 0.80	240	965	>10
-16	1"	25.4	34.8	37.2	165	2393	690	10005	- 0.80	300	1390	>10
-20	1 1/4"	31.8	44.3	47.3	125	1813	600	8700	- 0.80	420	2075	max. 46
-24	1 1/2"	38.1	50.7	53.7	90	1305	500	7250	- 0.80	500	2390	max. 46
-32	2"	50.8	63.5	66.7	78	1131	420	6090	- 0.80	630	3065	max. 46
-40	2 1/2"	63.5	75.2	79.8	69	1000	300	4350	- 0.60	760	3980	max. 46
-48	3"	76.2	87.4	91.9	50	725	240	3480	- 0.60	900	4165	max. 46

OPTIONS / OPTIONEN / OPZIONI / OPTIONS



-50 °C / +135 °C
 -58 °F / +275 °F

(+150 °C DISCONTINUOUS)
 (+302 °F DISCONTINUOUS)

MARKING / BESCHRIFTUNG / MARCATURA / MARQUAGE: **TRANSFER TAPE, EMBOSSED OR INK JET**


SEL **ULTIMATE** TS 6387/EN 853 2SN (**") (DN ** mm) Max. W.P. *** Bar / **** PSI 135°C


NORMS : DIN EN 853 2 SN
 NORMEN : TS 6387 EN 853 2 SN
 NORME : SAE 100 R2 AT - R2 AT Type S / ISO 1436: 2009
 NORMES : ISO 1307


COLOUR :
 FARBEN :
 COLORI :
 COULEUR :





1 Steel Wire Braid - High Temperature +135 °C



 TUBE : HIGH TEMPERATURE HYDRAULIC OIL RESISTANT SPECIAL SYNTHETIC RUBBER.
 REINFORCEMENT : SYNTHETIC TEXTILE AND 1 HIGH TENSILE STEEL WIRE BRAID.
 COVER : OIL AND WEATHER RESISTANT SYNTHETIC RUBBER IMPREGNATED SYNTHETIC BRAID.
 APPLICATION : FOR LOW-MEDIUM PRESSURE HYDRAULIC SYSTEMS IN INDUSTRY, COMPRESSORS AND MINING WHERE OPERATING TEMPERATURES ARE UP TO 150 °C

 SEELE : SPEZIELLES, SYNTHETISCHES GUMMI, BESTÄNDIG GEGEN HYDRAULIKÖLE MIT HOHEN ANWENDUNGSTEMPERATUREN
 EINLAGE : 1 GEFLECHTEINLAGE AUS HOCHZUGFESTEM STAHLDRAHT MIT ZUSÄTZLICHER TEXTILEINLAGE
 DECKE : SPEZIELLES, SYNTHETISCHES GUMMI, ÖL-, ABRIEB- UND WITTERUNGSBESTÄNDIG
 ANWENDUNG : GEEIGNET ALS NIEDER- UND MITTELDRUCK HYDRAULIKSCHLAUCH IN DER INDUSTRIE, KOMPRESSOREN UND BERGBAU. EINSATZFÄHIG BIS ZU 150 °C BETRIEBSTEMPERATUR

 SOTTOSTRATO : GOMMA SPECIALE SINTETICA RESISTENTE AI FLUIDI IDRAULICI.
 RINFORZO : INSERZIONI TESSILI E 1 TRECCIA IN ACCIAIO AD ALTA TENACITÀ.
 COPERTURA : TRECCIA IN TESSILE IMPREGINATO DI GOMMA SINTETICA RESISTENTE AGLI OLI ED AGENTI ATMOSFERICI.
 IMPIEGO : PER SISTEMI A PRESSIONE BASSA-MEDIA CHE IMPIEGANO FLUIDI IDRAULICI IN INDUSTRIA, COMPRESSORI MINERARIA AD ALTA TEMPERATURA FINO A 150 °C

 TUBE : CAOUTCHOUC SYNTHETIQUE SPECIAL RESISTANT AUX HUILES HYDRAULIQUES.
 RENFORCEMENT : INSERTION TEXTILE ET 1 TRESSE D'ACIER TRES RESISTANTE.
 REVETEMENT : TRESSE TEXTILE IMPREGNEE DE CAOUTCHOUC SYNTHETIQUE SPECIAL RESISTANT A L'ABRASION, AUX HUILES, CARBURANTS ET AGENTS ATMOSPHERIQUES.
 APPLICATION : POUR LES SYSTEMES HYDRAULIQUES A BASSE ET MOYENNE PRESSION DANS L'INDUSTRIE, COMPRESSEURS, L'EXPLOITATION MINIERE OÙ ON EXIGE UNE TEMPERATURE JUSQU'A 150 °C


Dash Size	ID		OD	WP		BP		BR/r	W	L
	inch	mm	mm	bar	psi	bar	psi	mm	g/m	m
-04	3/16"	4.8	12.9	210	3045	1100	15950	75	255	>10
-05	1/4"	6.4	14.5	210	3045	1000	14500	85	295	>10
-06	5/16"	8	16.8	157	2277	800	11600	100	370	>10
-08	13/32"	10.3	19.1	140	2030	700	10150	115	430	>10
-10	1/2"	12.7	22.9	122	1769	600	8700	140	590	>10
-12	5/8"	16	27.1	105	1523	520	7540	165	735	>10
-16	7/8"	22.2	30.8	56	812	380	5510	185	725	>10
-20	1 1/8"	28.6	37.6	43	624	300	4350	230	945	>10
-24	1 3/8"	34.9	44.5	35	508	250	3625	265	1170	max. 46
-32	1 13/16"	46	56.4	24	348	200	2900	335	1420	max. 46
-40	2 3/8"	60	73	24	348	150	2175	610	2355	max. 46
-48	3"	76.2	90.5	14	203	100	1450	840	3195	max. 46




-50 °C / +135 °C (+150 °C DISCONTINUOUS)
 -58 °F / +275 °F (+302 °F DISCONTINUOUS)

MARKING / BESCHRIFTUNG / MARCATURA / MARQUAGE: **TRANSFER TAPE OR INK JET**

SEL **ULTIMATE** SAE 100 R5 (**") (DN ** mm) Max. W.P. *** Bar / **** PSI 135°C

NORMS NORMEN NORME NORMES	SAE 100 R5 ISO 1307	COLOUR FARBEN COLORI COULEUR	
------------------------------------	------------------------	---------------------------------------	--

1 Textile Braid - High Temperature + 135 °C



	TUBE REINFORCEMENT COVER APPLICATION	: HIGH TEMPERATURE HYDRAULIC OIL RESISTANT SPECIAL SYNTHETIC RUBBER. : 1 HIGH TENSILE SYNTHETIC TEXTILE BRAID. : OIL, ABRASION AND WEATHER RESISTANT SPECIAL SYNTHETIC RUBBER. : FOR HYDRAULIC CONTROL LINES, DISCHARGE UNDER LOW PRESSURE OF HYDRAULIC FLUIDS, AIR AND WATER, WHERE OPERATING TEMPERATURES ARE UP TO 150 °C.
	SEELE EINLAGE DECKE ANWENDUNG	: SPEZIELLES, SYNTETHISCHES GUMMI, BESTÄNDIG GEGEN HYDRAULIKÖLE MIT HOHEN ANWENDUNGSTEMPERATUREN : 1 HOCHZUGFESTE EINLAGE AUS TEXTILGEFLECHT : SPEZIELLES, SYNTETHISCHES GUMMI, ÖL-, ABRIEB- UND WITTERUNGSBESTÄNDIG : GEEIGNET ALS NIEDERDRUCK HYDRAULIKSCHLAUCH ZUM ENTLADEN VON HYDRAULIKÖL, WASSER UND LUFT. EINSATZFÄHIG BIS ZU 150 °C BETRIEBSTEMPERATUR
	SOTTOSTRATO RINFORZO COPERTURA IMPIEGO	: GOMMA SPECIALE SINTETICA RESISTENTE AI FLUIDI IDRAULICI AD ALTA TEMPERATURA. : 1 TRECCIA TESSILE AD ALTA TENACITÀ. : GOMMA SPECIALE SINTETICA RESISTENTE AGLI OLI, ABRASIONE ED AGENTI ATMOSFERICI. : PER PASSAGGIO A BASSA PRESSIONE DEI FLUIDI IDRAULICI A BASE DI OLI MINERALI, ACQUA ED ARIA COMPRESSA, AD ALTA TEMPERATURA FINO A 150 °C.
	TUBE RENFORCEMENT REVETEMENT APPLICATION	: CAOUTCHOUC SPECIAL SYNTHETIQUE RESISTANT AUX HUILES HYDRAULIQUES A HAUTE TEMPERATURE. : 1 TRESSE TEXTILE TRES RESISTANTE. : CAOUTCHOUC SPECIAL SYNTHETIQUE RESISTANT A L'ABRASION, AUX HUILES, CARBURANTS ET AGENTS ATMOSPHERIQUES. : POUR LE PASSAGE A BASSE PRESSION DES HUILES HYDRAULIQUES, D' HUILES MINERALES, EAU, AIR OU ON EXIGE UNE TEMPERATURE JUSQU'A 150 °C.

Dash Size	ID		OD	WP		BP		BR/r	W	L
	inch	mm	mm	bar	psi	bar	psi	mm	g/m	m
-03	3/16"	4.8	10.7	34	493	250	3625	35	100	>10
-04	1/4"	6.4	12.3	28	406	200	2900	45	120	>10
-05	5/16"	8	13.9	28	406	200	2900	65	140	>10
-06	3/8"	9.5	15.5	28	406	200	2900	75	165	>10
-08	1/2"	12.7	19.5	28	406	200	2900	90	245	>10
-10	5/8"	16	22.6	24	348	140	2030	115	290	>10
-12	3/4"	19	25.8	21	305	130	1885	140	345	>10
-16	1"	25.4	33.2	20	290	100	1450	150	505	>10

OPTIONS / OPTIONEN / OPZIONI / OPTIONS



-40 °C / +135 °C
-40 °F / +275 °F


(+150 °C DISCONTINUOUS)
(+302 °F DISCONTINUOUS)


MARKING / BESCHRIFTUNG / MARCATURA / MARQUAGE: **TRANSFER TAPE, EMBOSSED OR INK JET**


SEL **ULTIMATE** TS 6388/EN 854 R6 (***) (DN ** mm) Max. W.P. *** Bar / **** PSI 135°C


NORMS	SAE 100 R6	COLOUR	
NORMEN	EN 854 TYPE R6	FARBEN	
NORME	TS 6388 EN 854 TIP R6	COLORI	
NORMES	ISO 4079-1 R6 ISO 1307	COULEUR	


Textile Braid R4 - High Temperature +135 °C



 TUBE : HIGH TEMPERATURE HYDRAULIC OIL RESISTANT SPECIAL SYNTHETIC RUBBER
 REINFORCEMENT : HIGH TENSILE SYNTHETIC TEXTILE AND STEEL WIRE HELIX.
 COVER : OIL, HEAT, ABRASION, OZONE AND WEATHER RESISTANT SPECIAL SYNTHETIC RUBBER.
 APPLICATION : IN OIL RETURN LINES OF HYDRAULIC SYSTEMS OF INDUSTRIAL AND AGRICULTURAL APPLICATIONS, WHERE OPERATING TEMPERATURES ARE UP TO 150 °C.

 SEELE : SPEZIELLES SYNTETHISCHES GUMMI, BESTÄNDIG GEGEN HYDRAULIKÖLE MIT HOHEN ANWENDUNGSTEMPERATUREN
 EINLAGE : HOCHZUGFESTE, SYNTHETISCHE TEXTILEINLAGEN MIT ZUSÄTZLICHER STAHLDRAHTSPIRALE
 DECKE : SPEZIELLES SYNTETHISCHES GUMMI, ÖL-, ABRIEB- UND WITTERUNGSBESTÄNDIG
 ANWENDUNG : GEEIGNET ALS S/D SCHLAUCH FÜR MINERALÖLE IN DER INDUSTRIE UND ALS ÖLRÜCKLAUFSCHAUCH FÜR LANDWIRTSCHAFTSMASCHINEN. EINSATZFÄHIG BIS ZU 150 °C BETRIEBSTEMPERATUR

 SOTTOSTRATO : GOMMA SPECIALE SINTETICA, RESISTENTE AGLI OLI IDRAULICI AD ALTA TEMPERATURA..
 RINFORZO : INSERZIONI TESSILI AD ALTA TENACITÀ CON SPIRALE METALLICA.
 COPERTURA : GOMMA SPECIALE SINTETICA, RESISTENTE AGLI OLI, ALL'OZONO, ALL'ABRASIONE ED AGLI AGENTI ATMOSFERICI.
 IMPIEGO : MANDATA ED ASPIRAZIONE DEI FLUIDI IDRAULICI A BASE DEGLI OLI MINERALI PER CIRCUITI OLEODINAMICI, AD ALTA TEMPERATURA FINO A 150 °C.

 TUBE : CAOUTCHOUC SPECIAL SYNTHETIQUE RESISTANT AUX HUILES HYDRAULIQUES A HAUTE TEMPERATURE..
 RENFORCEMENT : INSERTION TEXTILE HAUTE TENACITE, SPIRALE EN ACIER NOYEE
 REVETEMENT : CAOUTCHOUC SPECIAL SYNTHETIQUE RESISTANTE A L'OZONE, AUX HUILES, CARBURANTS ET AGENTS ATMOSPHERIQUES.
 APPLICATION : POUR ASPIRATION ET REFOULEMENT D'HUILE DANS LES SYSTEMES HYDRAULIQUES OU ON EXIGE UNE TEMPERATURE JUSQU'A 150 °C.

Dash Size	ID		OD	WP		BP		VACUUM	BR/r	W	L
	inch	mm	mm	bar	psi	bar	psi	bar	mm	g/m	m
-12	3/4"	19	32	21	305	84	1218	-0.80	125	767	40-46-61
-16	1"	25.4	37.4	17	247	68	986	-0.80	150	898	40-46-61
-20	1 1/4"	31.8	45	14	203	56	812	-0.80	200	1179	40-46-61
-24	1 1/2"	38.1	52	10	145	40	580	-0.80	255	1525	40-46-61
-28	1 3/4"	44.5	58	10	140	40	580	-0.80	270	1745	40-46-61
-32	2"	50.8	64	7	102	28	406	-0.80	300	1926	40-46-61
-40	2 1/2"	63.5	77	4	58	16	232	-0.80	355	2433	40-46-61
-48	3"	76.2	90	4	58	16	232	-0.80	460	2980	40-46-61
-56	3 1/2"	88.9	103	3	44	12	174	-0.80	530	3244	40-46-61
-64	4"	101.6	116	2	29	8	116	-0.80	610	3983	40-46-61

UPON REQUEST : **SELTEX R4-X**

AUF WUNSCH : **SELTEX R4-X**

A RICHIESTA : **SELTEX R4-X**

SUR DEMANDE : **SELTEX R4-X**



-40 °C / +135 °C
 -40 °F / +275 °F

(+150 °C DISCONTINUOUS)
 (+302 °F DISCONTINUOUS)

MARKING / BESCHRIFTUNG / MARCATURA / MARQUAGE: **TRANSFER TAPE, EMBOSSED OR INK JET**

SEL **ULTIMATE R4** SAE J 517 - WP *** Bar / **** PSI ** mm 

NORMS
 NORMEN
 NORME
 NORMES

SAE J 517
 ISO 1307

COLOUR
 FARBEN
 COLORI
 COULEUR



Push-On Hose - High Temperature

+135 °C



	TUBE REINFORCEMENT COVER APPLICATION	: HIGH TEMPERATURE HYDRAULIC OIL RESISTANT SPECIAL SYNTHETIC RUBBER (RMA CLASS B). : 1 HIGH TENSILE SYNTHETIC TEXTILE BRAID. : OIL, ABRASION, OZONE AND WEATHER RESISTANT SPECIAL SYNTHETIC RUBBER. : FOR HYDRAULIC CONTROL LINES, DISCHARGE UNDER LOW PRESSURE OF HYDRAULIC FLUIDS, FUEL, OIL, GREASE, AIR AND WATER, WHERE OPERATING TEMPERATURES ARE UP TO 150 °C. SPECIALLY DESIGNED TO BE USED WITH PUSH ON FITTINGS.
	SEELE EINLAGE DECKE ANWENDUNG	: SPEZIELLES, SYNTHETISCHES GUMMI, BESTÄNDIG GEGEN HYDRAULIKÖLE MIT HOHEN ANWENDUNGSTEMPERATUREN (RMA CLASS B). : 1 HOCHZUGFESTE EINLAGE AUS TEXTILGEFLECHT : SPEZIELLES, SYNTHETISCHES GUMMI, ÖL-, ABRIEB- UND WITTERUNGSBESTÄNDIG : FÜR HYDRAULIKSTEUERLEITUNGEN, ENTLADUNG BEI NIEDRIGEM DRUCK VON HYDRAULIKFLÜSSIGKEITEN, TREIBSTOFF, ÖL, FETT, LUFT UND WASSER. SPEZIELL ENTWICKELT, UM IN PUSH-ON FITTINGS VERWENDET ZU WERDEN BEI BETRIEBSTEMPERATUREN BIS ZU 150 °C
	SOTTOSTRATO RINFORZO COPERTURA IMPIEGO	: GOMMA SPECIALE SINTETICA RESISTENTE AI FLUIDI IDRAULICI AD ALTA TEMPERATURA (RMA CLASS B). : 1 TRECCIA TESSILE AD ALTA TENACITÀ. : GOMMA SPECIALE SINTETICA RESISTENTE AGLI OLI, OZONO, ABRASIONE ED AGENTI ATMOSFERICI. : TUBO BASSA PRESSIONE PER PASSAGGIO DEI FLUIDI IDRAULICI, CARBURANTI, OLI, GRASSO, ARIA ED ACQUA. AD UNA TEMPERATURA FINO A 150 °C. SPECIAMENTE SI E' DISEGNATO PER I RACCORDI PUSH-ON.
	TUBE REINFORCEMENT REVETEMENT APPLICATION	: CAOUTCHOUC SPECIAL SYNTHETIQUE RESISTANT AUX HUILES HYDRAULIQUES A HAUTE TEMPERATURE (RMA CLASS B). : 1 TRESSE TEXTILE TRES RESISTANTE. : CAOUTCHOUC SPECIAL SYNTHETIQUE RESISTANT A L'ABRASION, AUX HUILES, CARBURANTS ET AGENTS ATMOSPHERIQUES. : EQUIPÉ DE RACCORDS AUTO-SERRANTS, CE TUYAU EST DESTINÉ AUX LIGNES DE PILOTAGE HYDRAULIQUE, AU REFOULEMENT SOUS FAIBLE PRESSION D'HUILE HYDRAULIQUE, DE GAZ-OIL, DE GRAISSE, D'AIR ET D'EAU. SA TEMPERATURE D'UTILISATION PEUT ALLER JUSQU'À 150°C POUR CERTAINS PRODUITS.

ID		OD		WP		BP		BR/r	W	L
Dash Size	inch	mm	mm	bar	psi	bar	psi	mm	g/m	m
-03	3/16"	4.8	10.7	34	493	136	1972	50	95	>10
-04	1/4"	6.4	12.3	28	406	112	1624	65	115	>10
-05	5/16"	8	13.9	28	406	112	1624	75	140	>10
-06	3/8"	9.5	15.5	28	406	112	1624	80	160	>10
-08	1/2"	12.7	19.5	28	406	112	1624	100	240	>10
-10	5/8"	16	22.6	24	348	96	1392	125	280	>10
-12	3/4"	19	25.8	21	305	84	1218	150	330	>10
-16	1"	25.4	33.2	20	290	80	1160	170	475	>10

OPTIONS / OPTIONEN / OPZIONI / OPTIONS



-50 °C / +135 °C (+150 °C DISCONTINUOUS)
-58 °F / +275 °F (+302 °F DISCONTINUOUS)

MARKING / BESCHRIFTUNG / MARCATURA / MARQUAGE: **TRANSFER TAPE, EMBOSSED OR INK JET**


SEL ULTIMATE TAK-FLEX PUSH ON ()(DN ** mm) Max. W.P. *** Bar / **** PSI 135°C** → → →


NORMS NORMEN NORME NORMES	SO 1307	COLOUR FARBEN COLORI COULEUR	
------------------------------------	---------	---------------------------------------	--




1 Steel Wire Braid - Low Temperature

-50 °C




- 


TUBE : MINERAL, VEGETABLE AND HYDRAULIC OIL RESISTANT SPECIAL SYNTHETIC RUBBER.
 REINFORCEMENT : 1 HIGH TENSILE STEEL WIRE BRAID.
 COVER : OIL, ABRASION AND WEATHER RESISTANT SPECIAL SYNTHETIC RUBBER.
 APPLICATION : FOR LOW-MEDIUM PRESSURE HYDRAULIC SYSTEMS IN INDUSTRY AND AGRICULTURE IN EXTREMELY LOW TEMPERATURES.

- 

SEELE : SPEZIELLES, SYNTETHISCHES GUMMI, BESTÄNDIG GEGEN HYDRAULIKÖLE AUF MINERAL- UND PFLANZLICHER BASIS
 EINLAGE : 1 GEFLECHTEINLAGE AUS HOCHZUGFESTEM STAHLDRAHT
 DECKE : SPEZIELLES, SYNTETHISCHES GUMMI, ÖL-, ABRIEB- UND WITTERUNGSBESTÄNDIG
 ANWENDUNG : GEEIGNET ALS NIEDER- UND MITTELDRUCK HYDRAULIKSCHLAUCH FÜR LANDWIRTSCHAFTS- UND BAUMASCHINEN, EINSATZFÄHIG BEI SEHR NIEDRIGEN TEMPERATUREN

- 

SOTTOSTRATO : GOMMA SPECIALE SINTETICA RESISTENTE AI FLUIDI IDRAULICI A BASE DI OLIO MINERALE E VEGETALI.
 RINFORZO : 1 TRECCIA IN ACCIAIO AD ALTA TENACITÀ.
 COPERTURA : GOMMA SPECIALE SINTETICA, RESISTENTE AGLI OLI, ABRASIONE ED AGENTI ATMOSFERICI.
 IMPIEGO : PER SISTEMI CHE IMPIEGANO FLUIDI IDRAULICI A BASSA E MEDIA PRESSIONE IN INDUSTRIA E AGRICOLTURA, BASSISSIME TEMPERATURE.

- 

TUBE : CAOUTCHOUC SYNTHETIQUE SPECIAL RESISTANT AUX HUILES HYDRAULIQUES, MINERALES ET LUBRIFIANTS.
 RENFORCEMENT : 1 TRESSE D'ACIER TRES RESISTANTE.
 REVETEMENT : CAOUTCHOUC SYNTHETIQUE SPECIAL RESISTANT A L'ABRASION, AUX HUILES, CARBURANTS ET AGENTS ATMOSPERIQUES.
 APPLICATION : POUR LES SYSTEMES HYDRAULIQUES A BASSE ET MOYENNE PRESSION DANS L'INDUSTRIE ET L'AGRICULTURE, A DES TEMPERATURES EXTREMEMENT BASSES.


Dash Size	ID		ROD		OD		WP		BP		VACUUM	BR/r	W	L
	inch	mm	mm	mm	mm	bar	psi	bar	psi	bar	mm	g/m	m	
-03	3/16"	4.8	9.6	11.6	11.6	250	3625	1100	15950	-0.80	90	175	>10	
-04	1/4"	6.4	11.1	13.2	13.2	225	3263	1030	14935	-0.80	100	220	>10	
-05	5/16"	8	12.6	14.8	14.8	215	3118	970	14065	-0.80	115	255	>10	
-06	3/8"	9.5	15	17.2	17.2	180	2610	820	11890	-0.80	130	330	>10	
-08	1/2"	12.7	18.1	20.4	20.4	160	2320	700	10150	-0.80	180	405	>10	
-10	5/8"	16	21.2	23.5	23.5	130	1885	600	8700	-0.80	200	470	>10	
-12	3/4"	19	25.2	27.5	27.5	105	1523	500	7250	-0.80	240	580	>10	
-16	1"	25.4	33.1	35.4	35.4	88	1276	375	5438	-0.80	300	870	>10	
-20	1 1/4"	31.8	40.2	43.5	43.5	63	914	280	4060	-0.60	420	1200	max. 46	
-24	1 1/2"	38.1	46.7	50	50	50	725	260	3770	-0.60	500	1390	max. 46	
-32	2"	50.8	60.2	63.6	63.6	40	580	250	3625	-0.60	630	1900	max. 46	
-40	2 1/2"	63.5	73	76.5	76.5	40	580	200	2900	-0.60	760	2520	max. 46	
-48	3"	76.2	85	88.5	88.5	35	508	160	2320	-0.60	900	2695	max. 46	



-50 °C / +100 °C
 -58 °F / +212 °F


MARKING / BESCHRIFTUNG / MARCATURA / MARQUAGE: **TRANSFER TAPE, EMBOSSED OR INK JET**

SEL COLDSTREAM TS 6387/EN 853 1SN (*) (DN ** mm) Max. W.P. *** Bar / **** PSI -50°C** 

NORMS	DIN EN 853 1SN	COLOUR	
NORMEN	TS 6387 EN 853 1SN	FARBEN	
NORME	SAE 100 R1 AT - R1 AT Type S / ISO 1436	COLORI	
NORMES	ISO 1307	COULEUR	

2 Steel Wire Braid - Low Temperature

-50 °C



TUBE : MINERAL, VEGETABLE AND HYDRAULIC OIL RESISTANT SPECIAL SYNTHETIC RUBBER.
 REINFORCEMENT : 2 HIGH TENSILE STEEL WIRE BRAID.
 COVER : OIL, ABRASION AND WEATHER RESISTANT SPECIAL SYNTHETIC RUBBER.
 APPLICATION : FOR MEDIUM-HIGH PRESSURE HYDRAULIC SYSTEMS IN INDUSTRY AND AGRICULTURE IN EXTREMELY LOW TEMPERATURES.



SEELE : SPEZIELLES, SYNTETHISCHES GUMMI, BESTÄNDIG GEGEN HYDRAULIKÖLE AUF MINERAL- UND PFLANZLICHER BASIS
 EINLAGE : 2 GEFLECHTSEINLAGEN AUS HOCHZUGFESTEM STAHLDRAHT
 DECKE : SPEZIELLES, SYNTETHISCHES GUMMI, ÖL-, ABRIEB- UND WITTERUNGSBESTÄNDIG
 ANWENDUNG : GEEIGNET ALS MITTEL- UND HOCHDRUCK HYDRAULIKSCHLAUCH FÜR LANDWIRTSCHAFTS- UND BAUMASCHINEN, EINSATZFÄHIG BEI SEHR NIEDRIGEN TEMPERATUREN



SOTTOSTRATO : GOMMA SPECIALE SINTETICA RESISTENTE AI FLUIDI IDRAULICI A BASE DI OLIO MINERALE E VEGETALI.
 RINFORZO : 2 TRECCE IN ACCIAIO AD ALTA TENACITÀ.
 COPERTURA : GOMMA SPECIALE SINTETICA, RESISTENTE AGLI OLI, ABRASIONE ED AGENTI ATMOSFERICI.
 IMPIEGO : PER SISTEMI CHE IMPIEGANO FLUIDI IDRAULICI A MEDIA E ALTA PRESSIONE IN INDUSTRIA E AGRICOLTURA, BASSISSIME TEMPERATURE.



TUBE : CAOUTCHOUC SYNTHETIQUE SPECIAL RESISTANT AUX HUILES HYDRAULIQUES, MINERALES ET LUBRIFIANTS.
 RENFORCEMENT : 2 TRESSSES D'ACIER TRES RESISTANTES.
 REVETEMENT : CAOUTCHOUC SYNTHETIQUE SPECIAL RESISTANT A L'ABRASION, AUX HUILES, CARBURANTS ET AGENTS ATMOSHERIQUES.
 APPLICATION : POUR LES SYSTEMES HYDRAULIQUES A MOYENNE ET HAUTE PRESSION DANS L'INDUSTRIE ET L'AGRICULTURE, A DES TEMPERATURES EXTREMEMENT BASSES.

Dash Size	ID		ROD	OD	WP		BP		VACUUM	BR/r	W	L
	inch	mm	mm	mm	bar	psi	bar	psi	bar	mm	g/m	m
-03	3/16"	4.8	11.1	13.3	415	6018	1850	26825	-0.95	90	290	>10
-04	1/4"	6.4	12.8	15	400	5800	1700	24650	-0.95	100	375	>10
-05	5/16"	8	14.3	16.5	350	5075	1550	22475	-0.95	115	425	>10
-06	3/8"	9.5	16.7	18.9	330	4785	1450	21025	-0.95	130	535	>10
-08	1/2"	12.7	19.8	22.2	275	3988	1300	18850	-0.95	180	635	>10
-10	5/8"	16	22.9	25.2	250	3625	1050	15225	-0.95	200	745	>10
-12	3/4"	19	26.9	29.2	215	3118	920	13340	-0.80	240	920	>10
-16	1"	25.4	34.8	37.2	165	2393	690	10005	-0.80	300	1290	>10
-20	1 1/4"	31.8	44.3	47.3	125	1813	620	8990	-0.80	420	1890	max. 46
-24	1 1/2"	38.1	50.7	53.7	90	1305	520	7540	-0.80	500	2110	max. 46
-32	2"	50.8	63.5	66.7	78	1131	420	6090	-0.80	630	2755	max. 46
-40	2 1/2"	63.5	75.2	79.8	69	1000	300	4350	-0.60	760	3790	max. 46
-48	3"	76.2	87.4	91.9	50	725	240	3480	-0.60	900	3930	max. 46



-50 °C / +100 °C
 -58 °F / +212 °F


MARKING / BESCHRIFTUNG / MARCATURA / MARQUAGE: **TRANSFER TAPE, EMBOSSED OR INK JET**

SEL COLDSTREAM TS 6387/EN 853 2SN ()(DN ** mm) Max. W.P. *** Bar / **** PSI -50°C**

NORMS NORMEN NORME NORMES	DIN EN 853 2 SN TS 6387 EN 853 2 SN SAE 100 R2 AT - R2 AT Type S / ISO 1436 ISO 1307	COLOUR FARBEN COLORI COULEUR	
------------------------------------	---	---------------------------------------	--

3 Steel Wire Braid - Low Temperature

-50 °C



TUBE : MINERAL, VEGETABLE AND HYDRAULIC OIL RESISTANT SPECIAL SYNTHETIC RUBBER.
 REINFORCEMENT : 3 HIGH TENSILE STEEL WIRE BRAID.
 COVER : OIL, HIGH ABRASION AND WEATHER RESISTANT WRAPPED, SPECIAL SYNTHETIC RUBBER.
 APPLICATION : FOR HIGH PRESSURE HYDRAULIC SYSTEMS IN INDUSTRY AND AGRICULTURE, IN EXTREMELY LOW TEMPERATURES..



SEELE : SPEZIELLES, SYNTETHISCHES GUMMI, BESTÄNDIG GEGEN HYDRAULIKÖLE AUF MINERAL- UND PFLANZLICHER BASIS
 EINLAGE : 3 GEFLECHTSEINLAGEN AUS HOCHZUGFESTEM STAHLDRAHT
 DECKE : SPEZIELLES, SYNTETHISCHES GUMMI, ÖL-, ABRIEB- UND WITTERUNGSBESTÄNDIG, STOFFGEMUSTERT
 ANWENDUNG : GEEIGNET ALS HOCHDRUCK HYDRAULIKSCHLAUCH FÜR LANDWIRTSCHAFTS- UND BAUMASCHINEN, EINSATZFÄHIG BEI SEHR NIEDRIGEN TEMPERATUREN



SOTTOSTRATO : GOMMA SPECIALE SINTETICA RESISTENTE AI FLUIDI IDRAULICI A BASE DI OLIO MINERALE E VEGETALI.
 RINFORZO : 3 TRECCE IN ACCIAIO AD ALTA TENACITÀ.
 COPERTURA : GOMMA SPECIALE SINTETICA CON IMPRESSIONE TELA, RESISTENTE AGLIOLI. ABRASIONE ED AGENTI ATMOSFERICI.
 IMPIEGO : PER SISTEMI A PRESSIONE ALTA CHE IMPIEGANO FLUIDI IDRAULICI IN INDUSTRIA E AGRICOLTURA, BASSISSIME TEMPERATURE.



TUBE : CAOUTCHOUC SYNTHETIQUE SPECIAL RESISTANT AUX HUILES HYDRAULIQUES, MINERALES ET LUBRIFIANTS.
 RENFORCEMENT : 3 TRESSÉS D'ACIER TRES RESISTANTES
 REVETEMENT : CAOUTCHOUC SYNTHETIQUE SPECIAL, ASPECT BANDELE RESISTANT A L'ABRASION, AUX HUILES, CARBURANTS ET AGENTS ATMOSPHERIQUES.
 APPLICATION : POUR LES SYSTEMES HYDRAULIQUES A HAUTE PRESSION DANS LES MACHINES FORESTIERES, L'INDUSTRIE ET L'AGRICULTURE, A DES TEMPERATURES EXTREMEMENT BASSES.

ID		ROD		OD		WP		BP		BR/r	W	L
Dash Size	inch	mm	mm	mm	bar	psi	bar	psi	mm	g/m	m	
-06	3/8"	9.5	17.4	22	500	7250	2100	30450	120	805	>10	
-08	1/2"	12.7	20.8	25.2	470	6820	1950	28275	160	935	>10	
-10	5/8"	16	24.3	28.8	410	5950	1800	26100	210	1125	>10	
-12	3/4"	19	28.1	32.5	375	5440	1600	23200	260	1480	>10	
-16	1"	25.4	35.4	40.5	327	4750	1350	19575	310	1970	>10	
-20	1 1/4"	31.8	41.8	46.5	240	3480	1100	15950	410	2355	>10	

CHARACTERISTICS : HIGH ABRASION RESISTANCE, WP SIMILAR OR HIGHER THAN "EN 856 4 SP" HOSES WITH A REDUCED BENDING RADIUS.
EIGENSCHAFT : HOCH ABRIEBFEST, GERINGERER BIEGERADIUS MIT GLEICHEM ODER HÖHEREM BETRIEBSDRUCK ALS EN 856 4SP TYPE.
CARATTERISTICHE : ALTA RESISTANZA ALL' ABRASIONE, PRESSIONE DI LAVARO SIMILE O SUPERIORE DEI TUBI "EN 856 4 SP", CON UN RIDOTTO RAGGIO DI CURVATURA.
CARACTERISTIQUES : RESISTENCE SUPERIEURE A L'ABRASION, PRESSION DE SERVICE SIMILAIRE OU PLUS ELEVEE QUE LES TUYAUX "EN 856 4SP" AVEC UN RAYON DE COURBURE REDUIT.



-50 °C / +100 °C
 -58 °F / +212 °F

MARKING / BESCHRIFTUNG / MARCATURA / MARQUAGE: **TRANSFER TAPE, EMBOSSED OR INK JET**

SEL COLDSTREAM WOOD ()** (DN ** mm) Max. W.P. *** Bar / **** PSI -50°C

NORMS NORMEN NORME NORMES	ISO 1307	COLOUR FARBEN COLORI COULEUR	
------------------------------------	----------	---------------------------------------	--



2T 3/8" Max. WP 400 Bar

SEL

SEL

SELWASH/2

Max. WP 400 Bar

SEL

SEL

SELWASH/2

Bar



SELWASH/2

2T 3/8"

SELWASH/2
SELWASH/8700

400 Bar



SELWASH/2

2T 3/8" Max. W

3/8" Max.

Max. WP 400 Bar



SEL

SELWASH/2


2T 3/8"

H/2

2T 3/8" Max. WP 400 Bar



Hydro-Wash



TUBE : 120 °C (INTERMITTENT 150 °C) HOT WATER AND DETERGENT SOLUTIONS RESISTANT SPECIAL SYNTHETIC RUBBER.
 REINFORCEMENT : 1 HIGH TENSILE STEEL WIRE BRAID.
 COVER : OIL, ABRASION AND WEATHER RESISTANT SPECIAL SYNTHETIC RUBBER.
 APPLICATION : FOR MEDIUM PRESSURE CLEANING APPLICATIONS WITH HOT WATER.



SEELE : SPEZIELLES, SYNTETHISCHES GUMMI, BESTÄNDIG GEGEN WASHMITTEL UND WASSER BIS ZU 120 °C (INTERMITTIEREND 150 °C)
 EINLAGE : 1 GEFLECHTEINLAGE AUS HOCHZUGFESTEM STAHLDRAHT
 DECKE : SPEZIELLES, SYNTETHISCHES GUMMI, ÖL-, ABRIEB- UND WITTERUNGSBESTÄNDIG,
 ANWENDUNG : ZUR VERWENDUNG BEI MITTELDRUCKREINIGERN, DIE MIT EINER WASSERTEMPERATUR VON BIS ZU ARBEITEN



SOTTOSTRATO : GOMMA SPECIALE SINTETICA RESISTENTE A 120 °C (150 °C INTERMITTENTE) ACQUA CALDA, DETERGENTI, ETC.
 RINFORZO : 1 TRECCIA IN ACCIAIO AD ALTA TENACITÀ.
 COPERTURA : GOMMA SPECIALE SINTETICA MICRO-FORATA, RESISTENTE AGLI OLI, ABRASIONE ED AGENTI ATMOSFERICI.
 IMPIEGO : PER PULIZIA CON ACQUA CALDA A MEDIA PRESSIONE.



TUBE : CAOUTCHOUC SYNTHETIQUE SPECIAL RESISTANT A 120 °C (150 °C DISCONTINNE) EAU CHAUDE, DETERGENTS ETC.
 RENFORCEMENT : 1 TRESSE D'ACIER TRES RESISTANTE
 REVETEMENT : CAOUTCHOUC SYNTHETIQUE SPECIAL, MICROPERFORE RESISTANT A L'ABRASION, AUX HUILES, CARBURANTS, DETERGENTS ET AGENTS ATMOSPHERIQUES.
 APPLICATION : POUR EQUIPES DE NETTOYAGE A MOYENNE PRESSION ET TEMPERATURE

Dash Size	ID		ROD		OD		WP		BP		BR/r	W	L
	inch	mm	mm	mm	bar	psi	bar	psi	mm	g/m	m		

H310 - SELWASH 1SC

-04	1/4"	6.4	10.4	12.2	250	3625	1000	14500	75	180	>10
-05	5/16"	8	11.5	13.6	250	3625	1000	14500	85	200	>10
-06	3/8"	9.5	13.6	15.5	250	3625	1000	14500	90	260	>10
-08	1/2"	12.7	17	19	250	3625	1000	14500	130	345	>10

H31A - SELWASH 1SN

-04	1/4"	6.4	11.1	13.2	250	3625	1000	14500	100	220	>10
-05	5/16"	8	12.6	14.8	250	3625	1000	14500	115	260	>10
-06	3/8"	9.5	15	17.2	250	3625	1000	14500	130	335	>10
-08	1/2"	12.7	18.1	20.4	250	3625	1000	14500	180	410	>10

Cover upon request: Smooth or Wrapped
 Decke nach Anfrage: Glatt oder Stoffgemustert
 Copertura su richiesta: Liscia o Avvolto
 Revêtement sur demande: Lisse ou Bandelé
 **Don't use for dry air.




-40 °C / + Intermittent 150 °C, for pressure washer only.
 -40 °F / +248 °F

MARKING / BESCHRIFTUNG / MARCATURA / MARQUAGE: **TRANSFER TAPE, EMBOSSED OR INK JET**

SEL	SELWASH/1	1K (**) (DN ** mm) Max. W.P. *** Bar / **** PSI	→ → →
SEL	SELWASH/1	1T (**) (DN ** mm) Max. W.P. *** Bar / **** PSI	→ → →

NORMS NORMEN NORME NORMES	ISO 1307	COLOUR FARBEN COLORI COULEUR	
------------------------------------	----------	---------------------------------------	--

Hydro-Wash



	TUBE REINFORCEMENT COVER APPLICATION	: 120 °C (INTERMITTENT 150 °C) HOT WATER AND DETERGENT SOLUTIONS RESISTANT SPECIAL SYNTHETIC RUBBER. : 2 HIGH TENSILE STEEL WIRE BRAID. : OIL, ABRASION AND WEATHER RESISTANT SPECIAL SYNTHETIC RUBBER. : FOR HIGH PRESSURE CLEANING APPLICATIONS WITH HOT WATER.
	SEELE EINLAGE DECKE ANWENDUNG	: SPEZIELLES, SYNTETHISCHES GUMMI, BESTÄNDIG GEGEN WASCHMITTEL UND WASSER BIS ZU 120 °C (INTERMITTIEREND 150 °C) : 2 GEFLECHTSEINLAGEN AUS HOCHZUGFESTEM STAHLDRAHT : SPEZIELLES, SYNTETHISCHES GUMMI, ÖL-, ABRIEB- UND WITTERUNGSBESTÄNDIG. : ZUR VERWENDUNG BEI HOCHDRUCKREINIGERN DIE MIT EINER WASSERTEMPERATUR VON BIS ZU ARBEITEN
	SOTTOSTRATO RINFORZO COPERTURA IMPIEGO	: GOMMA SPECIALE SINTETICA RESISTENTE A 120 °C (150 °C INTERMITTENTE) ACQUA CALDA, AGLI OLI, DETERGENTI, ETC. : 2 TRECCE IN ACCIAIO AD ALTA TENACITÀ. : GOMMA SPECIALE SINTETICA MICRO-FORATA, RESISTENTE AGLI OLI, ABRASIONE ED AGENTI ATMOSFERICI. : PER PULIZIA CON ACQUA CALDA AD ALTA PRESSIONE.
	TUBE RENFORCEMENT REVETEMENT APPLICATION	: CAOUTCHOUC SYNTHETIQUE SPECIAL RESISTANT A 120 °C (150 °C DISCONTINNE) EAU CHAUDE, DETERGENTS, HUILES ETC. : 2 TRESSER D'ACIER TRES RESISTANTES : CAOUTCHOUC SYNTHETIQUE SPECIAL, MICROPERFORE RESISTANT A L'ABRASION, AUX HUILES, CARBURANTS, DETERGENTS ET AGENTS ATMOSPHERIQUES. : POUR EQUIPES DE NETTOYAGE A HAUTE PRESSION ET TEMPERATURE

ID		ROD		OD		WP		BP		BR/r		W		L	
Dash Size	inch	mm	mm	mm	bar	psi	bar	psi	mm	g/m	m				

H320 - SELWASH 2SC

-04	1/4"	6.4	11.3	13.4	400	5800	1600	23200	75	285	>10
-05	5/16"	8	12.9	15	400	5800	1600	23200	85	335	>10
-06	3/8"	9.5	15	17.1	400	5800	1600	23200	90	420	>10
-08	1/2"	12.7	18.6	20.7	400	5800	1600	23200	130	575	>10

H32A - SELWASH 2SN

-04	1/4"	6.4	12.8	15	400	5800	1600	23200	100	380	>10
-05	5/16"	8	14.3	16.5	400	5800	1600	23200	115	435	>10
-06	3/8"	9.5	16.7	18.9	400	5800	1600	23200	130	550	>10
-08	1/2"	12.7	19.8	22.2	400	5800	1600	23200	180	640	>10

Cover upon request: Smooth or Wrapped
 Decke nach Anfrage: Glatt oder Stoffgemustert
 Copertura su richiesta: Liscia o Avvolto
 Revêtement sur demande: Lisse ou Bandelé
 **Don't use for dry air.



-40 °C / + Intermittent 150 °C, for pressure washer only.
 -40 °F / +248 °F

MARKING / BESCHRIFTUNG / MARCATURA / MARQUAGE: **TRANSFER TAPE, EMBOSSED OR INK JET**

	SELWASH/2	2K (**") (DN ** mm) Max. W.P. *** Bar / **** PSI	
	SELWASH/2	2T (**") (DN ** mm) Max. W.P. *** Bar / **** PSI	

NORMS NORMEN NORME NORMES	ISO 1307	COLOUR FARBEN COLORI COULEUR	
------------------------------------	----------	---------------------------------------	--

Animal Fat



	TUBE REINFORCEMENT COVER APPLICATION	: 120 °C (INTERMITTENT 150 °C) HOT WATER AND DETERGENT SOLUTIONS RESISTANT SPECIAL SYNTHETIC RUBBER. : 1 HIGH TENSILE STEEL WIRE BRAID. : ABRASION AND ANIMAL FAT RESISTANT SPECIAL SYNTHETIC RUBBER. : FOR MEDIUM PRESSURE CLEANING IN SLAUGHTERHOUSES.
	SEELE EINLAGE DECKE ANWENDUNG	: SPEZIELLES, SYNTETHISCHES GUMMI, BESTÄNDIG GEGEN WASHMITTEL UND WASSER BIS ZU 120 °C (INTERMITTIEREND 150 °C) : 1 GEFLECHTEINLAGE AUS HOCHZUGFESTEM STAHLDRAHT : SPEZIELLES, SYNTETHISCHES GUMMI, TIERISCHE FETTE, ABRIEBBESTÄNDIG. : FÜR MITTELDRUCKREINIGUNG IN SCHLACHTHÖFEN.
	SOTTOSTRATO RINFORZO COPERTURA IMPIEGO	: GOMMA SPECIALE SINTETICA RESISTENTE A 120 °C (150 °C INTERMITTENTE) ACQUA CALDA, DETERGENTI, ETC. : 1 TRECCIA IN ACCIAIO AD ALTA TENACITÀ. : GOMMA SPECIALE SINTETICA MICRO-FORATA, RESISTENTE AGLI OLI ANIMALI AD ABRASIONE. : TUBO MEDIA PRESSIONE PER PULIZIA IN MACELLO.
	TUBE RENFORCEMENT REVETEMENT APPLICATION	: CAOUTCHOUC SYNTHETIQUE SPECIAL RESISTANT A 120 °C (150 °C DISCONTINNE) EAU CHAUDE, DETERGENTS ETC. : 1 TRESSE D'ACIER TRES RESISTANTE : CAOUTCHOUC SYNTHETIQUE SPECIAL, MICROPERFORE RESISTANT A L'ABRASION ET AUX GRAISSES ANIMALES. : POUR LE NETTOYAGE A MOYENNE PRESSION DANS LES ABATTOIRS.

ID		ROD	OD	WP		BP		BR/r	W	L	
Dash Size	inch	mm	mm	mm	bar	psi	bar	psi	mm	g/m	m
-06	3/8"	9.5	15.0	17.5	208	3016	828	12006	65	325	>10
-08	1/2"	12.7	18.1	20.4	208	3016	828	12006	90	425	>10

Smooth cover upon request
 Glatte Decke auf Anfrage machbar
 Copertura liscia su richiesta
 Revêtement lisse sur demande
 **Don't use for dry air.




-40 °C / + Intermittent 150 °C, for pressure washer only.
 -40 °F / +248 °F

MARKING / BESCHRIFTUNG / MARCATURA / MARQUAGE: **TRANSFER TAPE, EMBOSSED OR INK JET**

SEL COCO (") (DN ** mm) Max. W.P. *** Bar / **** PSI** → → →

NORMS NORMEN NORME NORMES	ISO 1307	COLOUR FARBEN COLORI COULEUR	
------------------------------------	----------	---------------------------------------	--

High Pressure Hydro-Wash



TUBE : 120 °C (INTERMITTENT 150 °C) HOT WATER AND DETERGENT SOLUTIONS RESISTANT SPECIAL SYNTHETIC RUBBER.
 REINFORCEMENT : HIGH TENSILE STEEL WIRE BRAID.
 COVER : OIL, ABRASION AND WEATHER RESISTANT, SPECIAL SYNTHETIC RUBBER.
 APPLICATION : FOR HIGH PRESSURE CLEANING APPLICATIONS WITH HOT WATER.



SEELE : SPEZIELLES, SYNTETHISCHES GUMMI, BESTÄNDIG GEGEN WASCHMITTEL UND WASSER BIS ZU 120 °C (INTERMITTIEREND 150 °C)
 EINLAGE : 1 GEFLECHTSEINLAGE AUS HOCHZUGFESTEM STAHLDRAHT
 DECKE : SPEZIELLES, SYNTETHISCHES GUMMI, ÖL-, ABRIEB- UND WITTERUNGSBESTÄNDIG.
 ANWENDUNG : ZUR VERWENDUNG BEI HOCHDRUCKREINIGERN, DIE MIT EINER WASSERTEMPERATUR VON BIS ZU ARBEITEN



SOTTOSTRATO : GOMMA SPECIALE SINTETICA RESISTENTE A 120 °C (150 °C INTERMITTENTE) ACQUA CALDA, AGLI OLI, DETERGENTI, ETC.
 RINFORZO : UNA TRECCIA IN ACCIAIO AD ALTA TENACITÀ.
 COPERTURA : GOMMA SPECIALE SINTETICA MICRO-FORATA, RESISTENTE AGLI OLI, ABRASIONE ED AGENTI ATMOSFERICI
 IMPIEGO : PER PULIZIA CON ACQUA CALDA AD ALTA PRESSIONE.



TUBE : CAOUTCHOUC SYNTHETIQUE SPECIAL RESISTANT A 120 °C (150 °C DISCONTINNE) EAU CHAUDE, DETERGENTS, HUILES ETC.
 RENFORCEMENT : UNE TRESSE D'ACIER TRES RESISTANTE
 REVETEMENT : CAOUTCHOUC SYNTHETIQUE SPECIAL, MICROPERFORE RESISTANT A L'ABRASION, AUX HUILES, CARBURANTS, DETERGENTS ET AGENTS ATMOSPHERIQUES.
 APPLICATION : POUR EQUIPES DE NETTOYAGE A HAUTE PRESSION ET TEMPERATURE

Dash Size	ID		ROD	OD	WP		BP		BR/r	W	L
	inch	mm	mm	mm	bar	psi	bar	psi	mm	g/m	m
-04	1/4"	6.4	11.1	13.9	276	4000	1104	16000	100	240	>10
-05	5/16"	8	12.6	15.4	276	4000	1104	16000	110	290	>10
-06	3/8"	9.5	14.2	17	276	4000	1104	16000	130	345	>10
-08	1/2"	12.7	18.2	20.6	276	4000	1104	16000	160	440	>10

Cover upon request: Smooth or Wrapped
 Decke nach Anfrage: Glatt oder Stoffgemustert
 Copertura su richiesta: Liscia o Avvolto
 Revêtement sur demande: Lisse ou Bandelé
****Don't use for dry air.**



-40 °C / + Intermittent 150 °C, for pressure washer only.
 -40 °F / +248 °F

MARKING / BESCHRIFTUNG / MARCATURA / MARQUAGE: **TRANSFER TAPE, EMBOSSED OR INK JET**

SEL SELWASH/4000 (") (DN ** mm) Max. W.P. *** Bar / **** PSI**

NORMS NORMEN NORME NORMES	ISO 1307	COLOUR FARBEN COLORI COULEUR	
------------------------------------	----------	---------------------------------------	--

Very High Pressure Hydro-Wash



TUBE : 120 °C (INTERMITTENT 150 °C) HOT WATER AND DETERGENT SOLUTIONS RESISTANT SPECIAL SYNTHETIC RUBBER.
 REINFORCEMENT : 2 HIGH TENSILE STEEL WIRE BRAID.
 COVER : OIL, ABRASION, OZONE AND WEATHER RESISTANT PIN PRICKED SPECIAL SYNTHETIC RUBBER.
 APPLICATION : FOR HIGH PRESSURE CLEANING APPLICATIONS WITH HOT WATER.



SEELE : SPEZIELLES, SYNTETHISCHES GUMMI, BESTÄNDIG GEGEN WASCHMITTEL UND WASSER BIS ZU 120 °C (INTERMITTIEREND 150 °C)
 EINLAGE : 2 GEFLECHTSEINLAGEN AUS HOCHZUGFESTEM STAHLDRAHT
 DECKE : SPEZIELLES, SYNTETHISCHES GUMMI, ÖL-, ABRIEB- UND WITTERUNGSBESTÄNDIG, GEPRICKT
 ANWENDUNG : ZUR VERWENDUNG BEI HOCHDRUCKREINIGERN, DIE MIT EINER WASSERTEMPERATUR VON BIS ZU ARBEITEN



SOTTOSTRATO : GOMMA SPECIALE SINTETICA RESISTENTE A 120 °C (150 °C INTERMITTENTE) ACQUA CALDA, AGLI OLI, DETERGENTI, ETC.
 RINFORZO : DUE TRECCE IN ACCIAIO AD ALTA TENACITÀ.
 COPERTURA : GOMMA SPECIALE SINTETICA MICRO-FORATA, RESISTENTE AGLI OLI, ABRASIONE ED AGENTI ATMOSFERICI
 IMPIEGO : PER PULIZIA CON ACQUA CALDA AD ALTA PRESSIONE.



TUBE : CAOUTCHOUC SYNTHETIQUE SPECIAL RESISTANT A 120 °C (150 °C DISCONTINNE) EAU CHAUDE, DETERGENTS, HUILES ETC.
 RENFORCEMENT : DEUX TRESSER D'ACIER TRES RESISTANTES
 REVETEMENT : CAOUTCHOUC SYNTHETIQUE SPECIAL, MICROPERFORE RESISTANT A L'ABRASION, AUX HUILES, CARBURANTS, DETERGENTS ET AGENTS ATMOSPHERIQUES.
 APPLICATION : POUR EQUIPES DE NETTOYAGE A HAUTE PRESSION ET TEMPERATURE

Dash Size	ID		ROD	OD	WP		BP		BR/r	W	L
	inch	mm	mm	mm	bar	psi	bar	psi	mm	g/m	m
-04	1/4"	6.4	12	14.5	600	8700	2000	29000	100	365	>10
-05	5/16"	8	14	16	600	8700	2000	29000	110	415	>10
-06	3/8"	9.5	15.8	17.8	450	6525	1800	26100	130	470	>10
-08	1/2"	12.7	18.5	21	400	5800	1600	23200	160	590	>10

Cover upon request: Smooth or Wrapped
 Decke nach Anfrage: Glatt oder Stoffgemustert
 Copertura su richiesta: Liscia o Avvolto
 Revêtement sur demande: Lisse ou Bandelé



-40 °C / + Intermittent 150 °C, for pressure washer only.
 -40 °F / +248 °F


MARKING / BESCHRIFTUNG / MARCATURA / MARQUAGE: **TRANSFER TAPE, EMBOSSED OR INK JET**

SEL SELWASH/8700 (") (DN ** mm) Max. W.P. *** Bar / **** PSI**

NORMS NORMEN NORME NORMES	ISO 1307	COLOUR FARBEN COLORI COULEUR	
------------------------------------	----------	---------------------------------------	--



4 Steel Wire Spiral



TUBE : MINERAL, ESTER BASED OIL, VEGETABLE, AND GLYCOL BASED HYDRAULIC OIL RESISTANT SPECIAL SYNTHETIC RUBBER.
 REINFORCEMENT : 4 HIGH TENSILE STEEL SPIRAL.
 COVER : HYDRAULIC OIL, ABRASION AND WEATHER RESISTANT SPECIAL SYNTHETIC RUBBER
 APPLICATION : FOR HYDRAULIC SYSTEMS WITH HIGH PEAK PRESSURES AND ARDUOUS OPERATING CONDITIONS.



SEELE : SPEZIELLES, SYNTETHISCHES GUMMI, BESTÄNDIG GEGEN HYDRAULIKÖLE AUF MINERAL-, ESTER BASIS ÖL, GLYKOL- UND PFLANZLICHER BASIS
 EINLAGE : 4 SPIRALEINLAGEN AUS HOCHZUGFESTEM STAHLDRAHT
 DECKE : SPEZIELLES, SYNTETHISCHES GUMMI, ÖL-, ABRIEB- UND WITTERUNGSBESTÄNDIG
 ANWENDUNG : GEEIGNET ALS HOCHDRUCKSCHLAUCH FÜR HYDRAULIKSYSTEME IN SCHWEREN ARBEITSUMGEBUNGEN



SOTTOSTRATO : GOMMA SPECIALE SINTETICA RESISTENTE AI FLUIDI IDRAULICI CON BASE DI OLIO MINERALE BASE ESTERE E GLICOLI.
 RINFORZO : 4 SPIRALI IN ACCIAIO AD ALTISSIMA RESISTENZA.
 COPERTURA : GOMMA SPECIALE SINTETICA RESISTENTE AGLI OLI, ABRASIONE ED AGENTI ATMOSFERICI.
 IMPIEGO : PER IMPIANTI IDRAULICI CON PICCHI DI PRESSIONE SUPERIORE ALLO STANDARD. PER USI DURI.



TUBE : CAOUTCHOUC SYNTHETIQUE SPECIAL RESISTANT AUX FLUIDES HYDRAULIQUES A BASE D'HUILES MINERALES, BASE D'ESTER, GLICOLES ET VEGETALES
 RENFORCEMENT : 4 NAPPE SPIRALES EN FIL D'ACIER HAUTE RESISTANCE.
 REVETEMENT : CAOUTCHOUC SYNTHETIQUE SPECIAL RESISTANT A L'ABRASION, AUX HUILES, CARBURANTS ET AGENTS ATMOSPHERIQUES.
 APPLICATION : POUR LES SYSTEMES HYDRAULIQUES AVEC DES PICS DE PRESSION SUPERIEURE, DANS DES CONDITIONS SEVERES.

Dash Size	ID		ROD	OD	WP		BP		BR/r	W	L
	inch	mm	mm	mm	bar	psi	bar	psi	mm	g/m	m
-04	1/4"	6.4	14.6	17.6	450	6525	1800	26100	150	565	> 3
-06	3/8"	9.5	17.5	21.2	445	6453	1780	25810	180	730	> 3
-08	1/2"	12.7	20.3	24.4	415	6018	1660	24070	230	865	> 3
-10	5/8"	16	23.8	28	350	5075	1400	20300	250	1035	> 3
-12	3/4"	19	28.2	32	350	5075	1400	20300	300	1485	Max. 61
-16	1"	25.4	35.1	39.1	280	4060	1120	16240	340	1900	Max. 61

OPTIONS / OPTIONEN / OPZIONI / OPTIONS



-40°C / +100°C (+125°C DISCONTINUOUS)
 -40°F / +212°F (+257°F DISCONTINUOUS)


MARKING / BESCHRIFTUNG / MARCATURA / MARQUAGE: **TRANSFER TAPE OR EMBOSSED**



NORMS	DIN 20023 PART 1 TYPE 4SP	COLOUR	
NORMEN	EN 856 4SP	FARBEN	
NORME	TS 10548 / EN 856 4 SP	COLORI	
NORMES	ISO 1307	COULEUR	

4 Steel Wire Spiral

Exceed EN 856 4 SP



TUBE : MINERAL, ESTER BASED OIL, VEGETABLE, AND GLYCOL BASED HYDRAULIC OIL RESISTANT SPECIAL SYNTHETIC RUBBER.
 REINFORCEMENT : 4 HIGH TENSILE STEEL SPIRAL.
 COVER : HYDRAULIC OIL, ABRASION AND WEATHER RESISTANT SPECIAL SYNTHETIC RUBBER
 APPLICATION : FOR HYDRAULIC SYSTEMS WITH HIGH PEAK PRESSURES AND ARDUOUS OPERATING CONDITIONS.



SEELE : SPEZIELLES, SYNTETHISCHES GUMMI, BESTÄNDIG GEGEN HYDRAULIKÖLE AUF MINERAL-, ESTER BASIS ÖL, GLYKOL- UND PFLANZLICHER BASIS
 EINLAGE : 4 SPIRALEINLAGEN AUS HOCHZUGFESTEM STAHLDRAHT
 DECKE : SPEZIELLES, SYNTETHISCHES GUMMI, ÖL-, ABRIEB- UND WITTERUNGSBESTÄNDIG
 ANWENDUNG : GEEIGNET ALS HOCHDRUCKSCHLAUCH FÜR HYDRAULIKSYSTEME IN SCHWEREN ARBEITSUMGEBUNGEN



SOTTOSTRATO : GOMMA SPECIALE SINTETICA RESISTENTE AI FLUIDI IDRAULICI CON BASE DI OLIO MINERALE E BASE ESTERE GLICOLI.
 RINFORZO : 4 SPIRALI IN ACCIAIO AD ALTISSIMA RESISTENZA.
 COPERTURA : GOMMA SPECIALE SINTETICA RESISTENTE AGLI OLI, ABRASIONE ED AGENTI ATMOSFERICI.
 IMPIEGO : PER IMPIANTI IDRAULICI CON PICCHI DI PRESSIONE SUPERIORE ALLO STANDARD. PER USI DURI.



TUBE : CAOUTCHOUC SYNTHETIQUE SPECIAL RESISTANT AUX FLUIDES HYDRAULIQUES A BASE D'HUILES MINERALES, BASED D'ESTERE GLICOLES ET VEGETALES
 RENFORCEMENT : 4 NAPPES SPIRALES EN FIL D'ACIER HAUTE RESISTANCE.
 REVETEMENT : CAOUTCHOUC SYNTHETIQUE SPECIAL RESISTANT A L'ABRASION, AUX HUILES, CARBURANTS ET AGENTS ATMOSPHERIQUES.
 APPLICATION : POUR LES SYSTEMES HYDRAULIQUES AVEC DES PICS DE PRESSION SUPERIEURE, DANS DES CONDITIONS SEVERES.

Dash Size	ID		ROD	OD	WP		BP		BR/r	W	L
	inch	mm	mm	mm	bar	psi	bar	psi	mm	g/m	m
-04	1/4"	6.4	14.6	17.6	500	7250	2000	29000	100	555	> 3
-06	3/8"	9.5	17.5	21.2	460	6670	2000	29000	110	715	> 3
-08	1/2"	12.7	20.3	24.4	425	6163	1750	25375	120	850	> 3
-10	5/8"	16	23.8	28	400	5800	1600	23200	140	1120	> 3
-12	3/4"	19	28.2	32	380	5510	1600	23200	170	1450	> 3
-16	1"	25.4	35.1	39.1	320	4640	1400	20300	340	1875	Max. 46
-20	1 1/4"	31.8	46	50	210	3045	1200	17400	460	2930	Max. 46
-24	1 1/2"	38.1	52.4	56.4	185	2683	1050	15225	560	3500	Max. 46
-32	2"	50.8	65.3	69.2	175	2538	1000	14500	660	4560	Max. 46

OPTIONS / OPTIONEN / OPZIONI / OPTIONS



- * HOSE TESTED OVER 1 MILLION DYNAMIC IMPULSE CYCLES AT WP (100°C). COMPATIBLE WITH BIOLOGICAL AND MINERAL OILS.
- * DIE SCHLÄUCHE SIND AUF 1 MIL. ZYKLEN IMPULS GEPRÜFT (100°C). DIE SCHLAUCHSEELE IST SOWOHL AUF BIOLOGISCHE-, ALS AUCH SYNTHETISCHEÖLE VERTÄGLICH.
- * TUBO TESTATO SU 1 MILLIONE DI CICLI IMPULSI DINAMICI (100°C). COMPATIBILE CON FLUIDI IDRAULICI BIODEGRADABILI E OLI MINERALI.
- * FLEXIBLE ESSAYE A 1 MILLION DE CYCLES D'IMPULSION DYNAMIQUE (100°C). COMPATIBLE AVEC LES HUILES BIOLOGIQUES ET MINERALES.




-40°C / +100°C (+125°C DISCONTINUOUS)
 -40°F / +212°F (+257°F DISCONTINUOUS)

MARKING / BESCHRIFTUNG / MARCATURA / MARQUAGE: **TRANSFER TAPE OR EMBOSSED**

SEL POWERSTREAM+ TS 10548/EN 856 4SP (**)(DN ** mm) Max. W.P. *** Bar / **** PSI MSHA IC-84/41

NORMS	EXCEED EN 856 4SP	COLOUR	
NORMEN	EXCEED TS 10548 / EN 856 4SP	FARBEN	
NORME	ISO 1307	COLORI	
NORMES		COULEUR	

4 Steel Wire Spiral



TUBE : MINERAL, ESTER BASED OIL, VEGETABLE, AND GLYCOL BASED HYDRAULIC OIL RESISTANT SPECIAL SYNTHETIC RUBBER.
 REINFORCEMENT : 4 HIGH TENSILE STEEL SPIRAL.
 COVER : HYDRAULIC OIL, ABRASION AND WEATHER RESISTANT SPECIAL SYNTHETIC RUBBER
 APPLICATION : FOR HYDRAULIC SYSTEMS WITH HIGH PEAK PRESSURES AND ARDUOUS OPERATING CONDITIONS.



SEELE : SPEZIELLES, SYNTETHISCHES GUMMI, BESTÄNDIG GEGEN HYDRAULIKÖLE AUF MINERAL-, ESTER BASIS ÖL, GLYKOL- UND PFLANZLICHER BASIS
 EINLAGE : 4 SPIRALEINLAGEN AUS HOCHZUGFESTEM STAHLDRAHT
 DECKE : SPEZIELLES, SYNTETHISCHES GUMMI, ÖL-, ABRIEB- UND WITTERUNGSBESTÄNDIG
 ANWENDUNG : GEEIGNET ALS HOCHDRUCKSCHLAUCH FÜR HYDRAULIKSYSTEME IN SCHWEREN ARBEITSUMGEBUNGEN



SOTTOSTRATO : GOMMA SPECIALE SINTETICA RESISTENTE AI FLUIDI IDRAULICI CON BASE DI OLIO MINERALE BASE ESTERE E GLICOLI.
 RINFORZO : 4 SPIRALI IN ACCIAIO AD ALTISSIMA RESISTENZA.
 COPERTURA : GOMMA SPECIALE SINTETICA RESISTENTE AGLI OLI, ABRASIONE ED AGENTI ATMOSFERICI.
 IMPIEGO : PER IMPIANTI IDRAULICI CON PICCHI DI PRESSIONE SUPERIORE ALLO STANDARD. PER USI DURI.



TUBE : CAOUTCHOUC SYNTHETIQUE SPECIAL RESISTANT AUX FLUIDES HYDRAULIQUES A BASE D'HUILES MINERALES, BASE D'ESTER GLICOLES ET VEGETALES
 RENFORCEMENT : 4 NAPPES SPIRALES EN FIL D'ACIER HAUTE RESISTANCE.
 REVETEMENT : CAOUTCHOUC SYNTHETIQUE SPECIAL RESISTANT A L'ABRASION, AUX HUILES, CARBURANTS ET AGENTS ATMOSPHERIQUES.
 APPLICATION : POUR LES SYSTEMES HYDRAULIQUES AVEC DES PICS DE PRESSION SUPERIEURE, DANS DES CONDITIONS SEVERES.

Dash Size	ID		ROD		OD		WP		BP		BR/r	W	L
	inch	mm	mm	mm	mm	bar	psi	bar	psi	mm	g/m	m	
-10	5/8"	16	25.3	28.7	420	6090	1680	24360	240	1200	> 3		
-12	3/4"	19	28.2	32	420	6090	1680	24360	280	1465	Max. 61		
-16	1"	25.4	35.1	38.4	380	5510	1520	22040	340	2035	Max. 61		
-20	1 1/4"	31.8	41.9	45.2	350	5075	1400	20300	460	2385	Max. 61		
-24	1 1/2"	38.1	48.8	53	290	4205	1160	16820	560	3185	Max. 61		
-32	2"	50.8	63.2	67.6	250	3625	1000	14500	700	4365	Max. 61		

OPTIONS / OPTIONEN / OPZIONI / OPTIONS



-40°C / +100°C (+125°C DISCONTINUOUS)
 -40°F / +212°F (+257°F DISCONTINUOUS)


MARKING / BESCHRIFTUNG / MARCATURA / MARQUAGE: **TRANSFER TAPE OR EMBOSSED**

SEL POWERSTREAM TS 10548/EN 856 4SH ()(DN ** mm) Max. W.P. *** Bar / **** PSI MSHA IC-84/41**

NORMS NORMEN NORME NORMES	EN 856 4 SH TS 10548 / EN 856 4 SH ISO 1307	COLOUR FARBEN COLORI COULEUR	
------------------------------------	---	---------------------------------------	--

4 Steel Wire Spiral

Exceed EN 856 4 SH



TUBE : MINERAL, ESTER BASED OIL, VEGETABLE, AND GLYCOL BASED HYDRAULIC OIL RESISTANT SPECIAL SYNTHETIC RUBBER.
 REINFORCEMENT : 4 HIGH TENSILE STEEL SPIRAL.
 COVER : HYDRAULIC OIL, ABRASION AND WEATHER RESISTANT SPECIAL SYNTHETIC RUBBER
 APPLICATION : FOR HYDRAULIC SYSTEMS WITH HIGH PEAK PRESSURES AND ARDUOUS OPERATING CONDITIONS.



SEELE : SPEZIELLES, SYNTETHISCHES GUMMI, BESTÄNDIG GEGEN HYDRAULIKÖLE AUF MINERAL-, ESTER BASIS ÖL, GLYKOL- UND PFLANZLICHER BASIS
 EINLAGE : 4 SPIRALEINLAGEN AUS HOCHZUGFESTEM STAHLDRAHT
 DECKE : SPEZIELLES, SYNTETHISCHES GUMMI, ÖL-, ABRIEB- UND WITTERUNGSBESTÄNDIG
 ANWENDUNG : GEEIGNET ALS HOCHDRUCKSCHLAUCH FÜR HYDRAULIKSYSTEME IN SCHWEREN ARBEITSUMGEBUNGEN



SOTTOSTRATO : GOMMA SPECIALE SINTETICA RESISTENTE AI FLUIDI IDRAULICI CON BASE DI OLIO MINERALE BASE ESTERE E GLICOLI.
 RINFORZO : 4 SPIRALI IN ACCIAIO AD ALTISSIMA RESISTENZA.
 COPERTURA : GOMMA SPECIALE SINTETICA RESISTENTE AGLI OLI, ABRASIONE ED AGENTI ATMOSFERICI.
 IMPIEGO : PER IMPIANTI IDRAULICI CON PICCHI DI PRESSIONE SUPERIORE ALLO STANDARD. PER USI DURI.



TUBE : CAOUTCHOUC SYNTHETIQUE SPECIAL RESISTANT AUX FLUIDES HYDRAULIQUES A BASE D'HUILES MINERALES, BASE D'ESTER GLIQUES ET VEGETALES
 RENFORCEMENT : 4 NAPPE SPIRALES EN FIL D'ACIER HAUTE RESISTANCE.
 REVETEMENT : CAOUTCHOUC SYNTHETIQUE SPECIAL RESISTANT A L'ABRASION, AUX HUILES, CARBURANTS ET AGENTS ATMOSPHERIQUES.
 APPLICATION : POUR LES SYSTEMES HYDRAULIQUES AVEC DES PICS DE PRESSION SUPERIEURE, DANS DES CONDITIONS SEVERES.

Dash Size	ID		ROD		OD		WP		BP		BR/r	W	L
	inch	mm	mm	mm	bar	psi	bar	psi	mm	g/m	m		
-10	5/8"	16	25.3	28.7	420	6090	1700	24650	200	1190	> 3		
-12	3/4"	19	28.2	32	420	6090	1760	25520	210	1445	Max. 61		
-16	1"	25.4	35.1	38.4	385	5583	1760	25520	220	2015	Max. 61		
-20	1 1/4"	31.8	41.9	45.2	350	5075	1400	20300	420	2355	Max. 61		
-24	1 1/2"	38.1	48.8	53	300	4350	1300	18850	560	3150	Max. 61		
-32	2"	50.8	63.2	67.6	250	3625	1020	14790	700	4320	Max. 61		

OPTIONS / OPTIONEN / OPZIONI / OPTIONS



- * HOSE TESTED OVER 1 MILLION DYNAMIC IMPULSE CYCLES AT WP (100°C). COMPATIBLE WITH BIOLOGICAL AND MINERAL OILS.
- * DIE SCHLÄUCHE SIND AUF 1 MIL. ZYKLEN IMPULS GEPRÜFT (100°C). DIE SCHLAUCHSEELE IST SOWOHL AUF BIOLOGISCHE-, ALS AUCH SYNTHETISCHEÖLE VERTÄGLICH.
- * TUBO TESTATO SU 1 MILLIONE DI CICLI IMPULSI DINAMICI (100°C). COMPATIBILE CON FLUIDI IDRAULICI BIODEGRADABILI E OLI MINERALI.
- * FLEXIBLE ESSAYE A 1 MILLION DE CYCLES D'IMPULSION DYNAMIQUE (100°C). COMPATIBLE AVEC LES HUILES BIOLOGIQUES ET MINERALES.




-40°C / +100°C (+125°C DISCONTINUOUS)
 -40°F / +212°F (+257°F DISCONTINUOUS)

MARKING / BESCHRIFTUNG / MARCATURA / MARQUAGE: **TRANSFER TAPE OR EMBOSSED**

SEL POWERSTREAM+ TS 10548/EN 856 4SH () (DN ** mm) Max. W.P. *** Bar / **** PSI MSHA IC-84/41**

NORMS	EXCEED EN 856 4SH	COLOUR	
NORMEN	EXCEED TS 10548 / EN 856 4SH	FARBEN	
NORME	ISO 1307	COLORI	
NORMES		COULEUR	

4 Steel Wire Spiral Exceed EN 856 R12



	TUBE REINFORCEMENT COVER APPLICATION	: MINERAL, ESTER BASED OIL, VEGETABLE, AND GLYCOL BASED HYDRAULIC OIL RESISTANT SPECIAL SYNTHETIC RUBBER. : 4 HIGH TENSILE STEEL SPIRAL. : HYDRAULIC OIL, ABRASION AND WEATHER RESISTANT SPECIAL SYNTHETIC RUBBER : FOR HYDRAULIC SYSTEMS WITH HIGH PEAK PRESSURES AND ARDUOUS OPERATING CONDITIONS.
	SEELE EINLAGE DECKE ANWENDUNG	: SPEZIELLES, SYNTETHISCHES GUMMI, BESTÄNDIG GEGEN HYDRAULIKÖLE AUF MINERAL-, ESTER BASIS ÖL, GLYKOL- UND PFLANZLICHER BASIS : 4 SPIRALEINLAGEN AUS HOCHZUGFESTEM STAHLDRAHT : SPEZIELLES, SYNTETHISCHES GUMMI, ÖL-, ABRIEB- UND WITTERUNGSBESTÄNDIG : GEEIGNET ALS HOCHDRUCKSCHLAUCH FÜR HYDRAULIKSYSTEME IN SCHWEREN ARBEITSUMGEBUNGEN
	SOTTOSTRATO RINFORZO COPERTURA IMPIEGO	: GOMMA SPECIALE SINTETICA RESISTENTE AI FLUIDI IDRAULICI CON BASE DI OLIO MINERALE BASE ESTERE E GLICOLI. : 4 SPIRALI IN ACCIAIO AD ALTISSIMA RESISTENZA. : GOMMA SPECIALE SINTETICA RESISTENTE AGLI OLI, ABRASIONE ED AGENTI ATMOSFERICI. : PER IMPIANTI IDRAULICI CON PICCHI DI PRESSIONE SUPERIORE ALLO STANDARD. PER USI DURI.
	TUBE RENFORCEMENT REVETEMENT APPLICATION	: CAOUTCHOUC SYNTHETIQUE SPECIAL RESISTANT AUX FLUIDES HYDRAULIQUES A BASE D'HUILES MINERALES, BASE D'ESTER GLIQUES ET VEGETALES : 4 NAPPE SPIRALES EN FIL D'ACIER HAUTE RESISTANCE. : CAOUTCHOUC SYNTHETIQUE SPECIAL RESISTANT A L'ABRASION, AUX HUILES, CARBURANTS ET AGENTS ATMOSPHERIQUES. : POUR LES SYSTEMES HYDRAULIQUES AVEC DES PICS DE PRESSION SUPERIEURE, DANS DES CONDITIONS SEVERES.

Dash Size	ID		ROD	OD	WP		BP		BR/r	W	L
	inch	mm	mm	mm	bar	psi	bar	psi	mm	g/m	m
-06	3/8"	9.5	17.1	20	280	4060	1450	21025	100	600	> 3
-08	1/2"	12.7	20.5	23.5	280	4060	1350	19575	125	740	> 3
-10	5/8"	16	24.6	27.6	280	4060	1350	19575	140	1030	> 3
-12	3/4"	19	27.5	30.5	280	4060	1350	19575	150	1165	Max. 61
-16	1"	25.4	35.1	38.1	280	4060	1300	18850	225	1760	Max. 61
-20	1 1/4"	31.8	43.6	46.6	210	3045	1100	15950	250	2465	Max. 61
-24	1 1/2"	38.1	50.1	53.2	175	2538	1100	15950	500	2870	Max. 61
-32	2"	50.8	63.7	66.8	175	2538	900	13050	650	4030	Max. 61

OPTIONS / OPTIONEN / OPZIONI / OPTIONS



- * HOSE TESTED OVER 1 MILLION DYNAMIC IMPULSE CYCLES AT WP (120°C). COMPATIBLE WITH BIOLOGICAL AND MINERAL OILS.
- * DIE SCHLÄUCHE SIND AUF 1 MIL. ZYKLEN IMPULS GEPRÜFT (120°C). DIE SCHLAUCHSEELE IST SOWOHL AUF BIOLOGISCHE-, ALS AUCH SYNTHETISCHEÖLE VERTÄGLICH.
- * TUBO TESTATO SU 1 MILLIONE DI CICLI IMPULSI DINAMICI (120°C). COMPATIBILE CON FLUIDI IDRAULICI BIODEGRADABILI E OLI MINERALI.
- * FLEXIBLE ESSAYE A 1 MILLION DE CYCLES D'IMPULSION DYNAMIQUE (120°C). COMPATIBLE AVEC LES HUILES BIOLOGIQUES ET MINERALES.



-40°C / +120°C (+125°C DISCONTINUOUS)
-40°F / +248°F (+257°F DISCONTINUOUS)


MARKING / BESCHRIFTUNG / MARCATURA / MARQUAGE: TRANSFER TAPE OR EMBOSSED

SEL POWERSTREAM+ TS 10548/EN 856 R12 ()(DN ** mm) Max. W.P. *** Bar / **** PSI MSHA IC-84/41**

NORMS NORMEN NORME NORMES	EXCEED EN 856 R12 EXCEED SAE 100 R12 EXCEED TS 10548 / EN 856 R12 ISO1307	COLOUR FARBEN COLORI COULEUR	
------------------------------------	--	---------------------------------------	--

4 Steel Wire Spiral

X-Flexibility



TUBE : MINERAL, VEGETABLE, AND GLYCOL BASED HYDRAULIC OIL RESISTANT SPECIAL SYNTHETIC RUBBER.
 REINFORCEMENT : 4 HIGH TENSILE STEEL SPIRAL.
 COVER : HYDRAULIC OIL, ABRASION AND WEATHER RESISTANT SPECIAL SYNTHETIC RUBBER
 APPLICATION : FOR HYDRAULIC SYSTEMS WITH HIGH PEAK PRESSURES AND ARDUOUS OPERATING CONDITIONS WITH HIGH FLEXIBILITY.



SEELE : SPEZIELLES, SYNTETHISCHES GUMMI, BESTÄNDIG GEGEN HYDRAULIKÖLE AUF MINERAL-, GLYKOL- UND PFLANZLICHER BASIS
 EINLAGE : 4 SPIRALEINLAGEN AUS HOCHZUGFESTEM STAHLDRAHT
 DECKE : SPEZIELLES, SYNTETHISCHES GUMMI, ÖL-, ABRIEB- UND WITTERUNGSBESTÄNDIG
 ANWENDUNG : GEEIGNET ALS HOCHDRUCKSCHLAUCH FÜR HYDRAULIKSYSTEME IN SCHWEREN ARBEITSUMGEBUNGEN, SEHR FLEXIBEL



SOTTOSTRATO : GOMMA SPECIALE SINTETICA RESISTENTE AI FLUIDI IDRAULICI CON BASE DI OLIO MINERALE E GLICOLI.
 RINFORZO : 4 SPIRALI IN ACCIAIO AD ALTISSIMA RESISTENZA.
 COPERTURA : GOMMA SPECIALE SINTETICA RESISTENTE AGLI OLI, ABRASIONE ED AGENTI ATMOSFERICI.
 IMPIEGO : PER IMPIANTI IDRAULICI CON PICCHI DI PRESSIONE SUPERIORE ALLO STANDARD. PER USI DURI. ECCELLENTE FLESSIBILITÀ.



TUBE : CAOUTCHOUC SYNTHETIQUE SPECIAL RESISTANT AUX FLUIDES HYDRAULIQUES A BASE D'HUILES MINERALES, GLICOLLES ET VEGETALES
 RENFORCEMENT : 4 NAPPES SPIRALES EN FIL D'ACIER HAUTE RESISTANCE.
 REVETEMENT : CAOUTCHOUC SYNTHETIQUE SPECIAL RESISTANT A L'ABRASION, AUX HUILES, CARBURANTS ET AGENTS ATMOSPHERIQUES.
 APPLICATION : POUR LES SYSTEMES HYDRAULIQUES AVEC DES PICS DE PRESSION SUPERIEURE, DANS DES CONDITIONS SEVERES. EXCELLENTE FLEXIBILITE.

Dash Size	ID		ROD	OD	WP		BP		BR/r	W	L
	inch	mm	mm	mm	bar	psi	bar	psi	mm	g/m	m
-06	3/8"	9.5	17	19.2	280	4060	1120	16240	65	525	> 3
-08	1/2"	12.7	20.5	22.6	280	4060	1120	16240	90	750	> 3
-10	5/8"	16	24.6	26.8	280	4060	1120	16240	100	910	> 3
-12	3/4"	19	27.2	30.4	280	4060	1120	16240	120	1125	Max. 61
-16	1"	25.4	35.1	38.1	280	4060	1120	16240	150	1705	Max. 61
-20	1 1/4"	31.8	43.6	46.6	280	4060	1120	16240	210	2490	Max. 61

OPTIONS / OPTIONEN / OPZIONI / OPTIONS



-40°C / +120°C (+125°C DISCONTINUOUS)
 -40°F / +248°F (+257°F DISCONTINUOUS)


MARKING / BESCHRIFTUNG / MARCATURA / MARQUAGE: **TRANSFER TAPE OR EMBOSSED**

SEL POWERSTREAM X-4000 (**") (DN ** mm) Max. W.P. *** Bar / **** PSI MSHA IC-84/41

NORMS	EXCEED SAE 100 R12	COLOUR	
NORMEN	EXCEED EN 856 R12	FARBEN	
NORME	EXCEED TS 10548 / EN 856 R12	COLORI	
NORMES	ISO 1307	COULEUR	

4 Steel Wire Spiral

X-Flexibility



TUBE : MINERAL, VEGETABLE, AND GLYCOL BASED HYDRAULIC OIL RESISTANT SPECIAL SYNTHETIC RUBBER.
 REINFORCEMENT : 4 HIGH TENSILE STEEL SPIRAL.
 COVER : HYDRAULIC OIL, ABRASION AND WEATHER RESISTANT SPECIAL SYNTHETIC RUBBER
 APPLICATION : FOR HYDRAULIC SYSTEMS WITH HIGH PEAK PRESSURES AND ARDUOUS OPERATING CONDITIONS WITH HIGH FLEXIBILITY.



SEELE : SPEZIELLES, SYNTETHISCHES GUMMI, BESTÄNDIG GEGEN HYDRAULIKÖLE AUF MINERAL-, GLYKOL- UND PFLANZLICHER BASIS
 EINLAGE : 4 SPIRALEINLAGEN AUS HOCHZUGFESTEM STAHLDRAHT
 DECKE : SPEZIELLES, SYNTETHISCHES GUMMI, ÖL-, ABRIEB- UND WITTERUNGSBESTÄNDIG
 ANWENDUNG : GEEIGNET ALS HOCHDRUCKSCHLAUCH FÜR HYDRAULIKSYSTEME IN SCHWEREN ARBEITSUMGEBUNGEN, SEHR FLEXIBEL



SOTTOSTRATO : GOMMA SPECIALE SINTETICA RESISTENTE AI FLUIDI IDRAULICI CON BASE DI OLIO MINERALE E GLICOLI.
 RINFORZO : 4 SPIRALI IN ACCIAIO AD ALTISSIMA RESISTENZA.
 COPERTURA : GOMMA SPECIALE SINTETICA RESISTENTE AGLI OLI, ABRASIONE ED AGENTI ATMOSFERICI.
 IMPIEGO : PER IMPIANTI IDRAULICI CON PICCHI DI PRESSIONE SUPERIORE ALLO STANDARD. PER USI DURI. ECCELLENTE FLESSIBILITÀ.



TUBE : CAOUTCHOUC SYNTHETIQUE SPECIAL RESISTANT AUX FLUIDES HYDRAULIQUES A BASE D'HUILES MINERALES, GLICOLLES ET VEGETALES
 RENFORCEMENT : 4 NAPPES SPIRALES EN FIL D'ACIER HAUTE RESISTANCE.
 REVETEMENT : CAOUTCHOUC SYNTHETIQUE SPECIAL RESISTANT A L'ABRASION, AUX HUILES, CARBURANTS ET AGENTS ATMOSPHERIQUES.
 APPLICATION : POUR LES SYSTEMES HYDRAULIQUES AVEC DES PICS DE PRESSION SUPERIEURE, DANS DES CONDITIONS SEVERES. ECCELLENTE FLEXIBILITE.

ID		ROD		OD		WP		BP		BR/r	W	L
Dash Size	inch	mm	mm	mm	bar	psi	bar	psi	mm	g/m	m	
-06	3/8"	9.5	17	19.3	350	5070	1400	20300	90	560	> 3	
-08	1/2"	12.7	20.1	22.2	350	5070	1400	20300	115	755	> 3	
-10	5/8"	16	23.8	26	350	5070	1400	20300	125	925	> 3	
-12	3/4"	19	28.2	31	350	5070	1400	20300	140	1320	Max. 61	
-16	1"	25.4	35.1	38.4	350	5070	1400	20300	150	1950	Max. 61	
-20	1 1/4"	31.8	42.2	45.2	350	5070	1400	20300	350	2495	Max. 61	

OPTIONS / OPTIONEN / OPZIONI / OPTIONS



-40°C / +120°C (+125°C DISCONTINUOUS)
 -40°F / +248°F (+257°F DISCONTINUOUS)


MARKING / BESCHRIFTUNG / MARCATURA / MARQUAGE: **TRANSFER TAPE OR EMBOSSED**

SEL POWERSTREAM X-5000 (**) (DN ** mm) Max. W.P. *** Bar / **** PSI MSHA IC-84/41

NORMS NORMEN NORME NORMES	ISO 1307	COLOUR FARBEN COLORI COULEUR	
------------------------------------	----------	---------------------------------------	--

4 - 6 Steel Wire Spiral

X-Flexibility



TUBE : MINERAL, VEGETABLE, AND GLYCOL BASED HYDRAULIC OIL RESISTANT SPECIAL SYNTHETIC RUBBER.
 REINFORCEMENT : 4 OR 6 HIGH TENSILE STEEL SPIRAL.
 COVER : HYDRAULIC OIL, ABRASION AND WEATHER RESISTANT SPECIAL SYNTHETIC RUBBER
 APPLICATION : FOR HYDRAULIC SYSTEMS WITH HIGH PEAK PRESSURES AND ARDUOUS OPERATING CONDITIONS WITH HIGH FLEXIBILITY.



SEELE : SPEZIELLES, SYNTETHISCHES GUMMI, BESTÄNDIG GEGEN HYDRAULIKÖLE AUF MINERAL-, GLYKOL- UND PFLANZLICHER BASIS
 EINLAGE : WAHLWEISE 4 ODER 6 SPIRALEINLAGEN AUS HOCHZUGFESTEM STAHLDRAHT
 DECKE : SPEZIELLES, SYNTETHISCHES GUMMI, ÖL-, ABRIEB- UND WITTERUNGSBESTÄNDIG
 ANWENDUNG : GEEIGNET ALS HOCHDRUCKSCHLAUCH FÜR HYDRAULIKSYSTEME IN SCHWEREN ARBEITSUMGEBUNGEN, SEHR FLEXIBEL



SOTTOSTRATO : GOMMA SPECIALE SINTETICA RESISTENTE AI FLUIDI IDRAULICI CON BASE DI OLIO MINERALE E GLICOLI.
 RINFORZO : 4 O 6 SPIRALI IN ACCIAIO AD ALTISSIMA RESISTENZA.
 COPERTURA : GOMMA SPECIALE SINTETICA RESISTENTE AGLI OLI, ABRASIONE ED AGENTI ATMOSFERICI.
 IMPIEGO : PER IMPIANTI IDRAULICI CON PICCHI DI PRESSIONE SUPERIORE ALLO STANDARD. PER USI DURI. ECCELLENTE FLESSIBILITÀ.



TUBE : CAOUTCHOUC SYNTHETIQUE SPECIAL RESISTANT AUX FLUIDES HYDRAULIQUES A BASE D'HUILES MINERALES, GLICOLES ET VEGETALES
 RENFORCEMENT : 4 OU 6 NAPPES SPIRALES EN FIL D'ACIER HAUTE RESISTANCE.
 REVETEMENT : CAOUTCHOUC SYNTHETIQUE SPECIAL RESISTANT A L'ABRASION, AUX HUILES, CARBURANTS ET AGENTS ATMOSPHERIQUES.
 APPLICATION : POUR LES SYSTEMES HYDRAULIQUES AVEC DES PICS DE PRESSION SUPERIEURE, DANS DES CONDITIONS SEVERES. ECCELLENTE FLEXIBILITE.

ID		ROD		OD		WP		BP		BR/r	W	L
Dash Size	inch	mm	mm	mm	bar	psi	bar	psi	mm	g/m	m	
-06	3/8"	9.5	17.5	20.6	420	6090	1680	24360	110	745	> 10	
-08	1/2"	12.7	20.2	23.5	420	6090	1680	24360	120	885	> 10	
-10	5/8"	16	23.8	27	420	6090	1680	24360	140	1060	> 10	
-12	3/4"	19	28.2	32	420	6090	1680	24360	170	1470	> 10	
-16	1"	25.4	35.1	38.1	420	6090	1680	24360	220	2015	> 10	
-20	1 1/4"	31.8	46.3	49.3	420	6090	1680	24360	265	3785	Max. 61	

OPTIONS / OPTIONEN / OPZIONI / OPTIONS




-40°C / +120°C (+125°C DISCONTINUOUS)
 -40°F / +248°F (+257°F DISCONTINUOUS)

MARKING / BESCHRIFTUNG / MARCATURA / MARQUAGE: **TRANSFER TAPE OR EMBOSSED**

SEL POWERSTREAM X-6000 (**") (DN ** mm) Max. W.P. *** Bar / **** PSI MSHA IC-84/41

NORMS NORMEN NORME NORMES	ISO 1307	COLOUR FARBEN COLORI COULEUR	
------------------------------------	----------	---------------------------------------	--

4 - 6 Steel Wire Spiral



TUBE : MINERAL, ESTER BASED OIL, VEGETABLE, AND GLYCOL BASED HYDRAULIC OIL RESISTANT SPECIAL SYNTHETIC RUBBER.
 REINFORCEMENT : 4 OR 6 HIGH TENSILE STEEL SPIRAL.
 COVER : HYDRAULIC OIL, ABRASION AND WEATHER RESISTANT SPECIAL SYNTHETIC RUBBER
 APPLICATION : FOR HYDRAULIC SYSTEMS WITH HIGH PEAK PRESSURES AND ARDUOUS OPERATING CONDITIONS.



SEELE : SPEZIELLES, SYNTETHISCHES GUMMI, BESTÄNDIG GEGEN HYDRAULIKÖLE AUF MINERAL-, ESTER BASIS ÖL, GLYKOL- UND PFLANZLICHER BASIS
 EINLAGE : WAHLWEISE 4 ODER 6 SPIRALEINLAGEN AUS HOCHZUGFESTEM STAHLDRAHT
 DECKE : SPEZIELLES, SYNTETHISCHES GUMMI, ÖL-, ABRIEB- UND WITTERUNGSBESTÄNDIG
 ANWENDUNG : GEEIGNET ALS HOCHDRUCKSCHLAUCH FÜR HYDRAULIKSYSTEME IN SCHWEREN ARBEITSUMGEBUNGEN



SOTTOSTRATO : GOMMA SPECIALE SINTETICA RESISTENTE AI FLUIDI IDRAULICI CON BASE DI OLIO MINERALE BASE ESTERE E GLICOLI.
 RINFORZO : 4 O 6 SPIRALI IN ACCIAIO AD ALTISSIMA RESISTENZA.
 COPERTURA : GOMMA SPECIALE SINTETICA RESISTENTE AGLI OLI, ABRASIONE ED AGENTI ATMOSFERICI.
 IMPIEGO : PER IMPIANTI IDRAULICI CON PICCHI DI PRESSIONE SUPERIORE ALLO STANDARD. PER USI DURI.



TUBE : CAOUTCHOUC SYNTHETIQUE SPECIAL RESISTANT AUX FLUIDES HYDRAULIQUES A BASE D'HUILES MINERALES, BASE D'ESTER, GLICOL ET VEGETALES
 RENFORCEMENT : 4 OU 6 NAPPES SPIRALES EN FIL D'ACIER HAUTE RESISTANCE.
 REVETEMENT : CAOUTCHOUC SYNTHETIQUE SPECIAL RESISTANT A L'ABRASION, AUX HUILES, CARBURANTS ET AGENTS ATMOSPHERIQUES.
 APPLICATION : POUR LES SYSTEMES HYDRAULIQUES AVEC DES PICS DE PRESSION SUPERIEURE, DANS DES CONDITIONS SEVERES.

Dash Size	ID		ROD	OD	WP		BP		BR/r	W	L
	inch	mm	mm	mm	bar	psi	bar	psi	mm	g/m	m
-12	3/4"	19	29	32	345	5000	1380	20000	240	1590	Max. 61
-16	1"	25.4	35.1	38.4	345	5000	1380	20000	300	2030	Max. 61
-20	1 1/4"	31.8	46.3	49.3	345	5000	1380	20000	420	3815	Max. 61
-24	1 1/2"	38.1	53.7	57.3	345	5000	1380	20000	500	4770	Max. 61
-32	2"	50.8	68	71.6	345	5000	1380	20000	630	6310	Max. 61

OPTIONS / OPTIONEN / OPZIONI / OPTIONS




-40°C / +120°C (+125°C DISCONTINUOUS)
 -40°F / +248°F (+257°F DISCONTINUOUS)

MARKING / BESCHRIFTUNG / MARCATURA / MARQUAGE: **TRANSFER TAPE OR EMBOSSED**

SEL POWERSTREAM TS 10548/EN 856 R13 ()(DN ** mm) Max. W.P. *** Bar / **** PSI MSHA IC-84/41**

NORMS	EN 856 R13	COLOUR	
NORMEN	SAE 100 R13	FARBEN	
NORME	TS 10548 / EN 856 R13	COLORI	
NORMES	ISO 1307	COULEUR	

4 - 6 Steel Wire Spiral Exceed EN 856 R13



TUBE : MINERAL, ESTER BASED OIL, VEGETABLE, AND GLYCOL BASED HYDRAULIC OIL RESISTANT SPECIAL SYNTHETIC RUBBER.
 REINFORCEMENT : 4 OR 6 HIGH TENSILE STEEL SPIRAL.
 COVER : HYDRAULIC OIL, ABRASION AND WEATHER RESISTANT SPECIAL SYNTHETIC RUBBER
 APPLICATION : FOR HYDRAULIC SYSTEMS WITH HIGH PEAK PRESSURES AND ARDUOUS OPERATING CONDITIONS.



SEELE : SPEZIELLES, SYNTETHISCHES GUMMI, BESTÄNDIG GEGEN HYDRAULIKÖLE AUF MINERAL-, ESTER BASIS ÖL, GLYKOL- UND PFLANZLICHER BASIS
 EINLAGE : WAHLWEISE 4 ODER 6 SPIRALEINLAGEN AUS HOCHZUGFESTEM STAHLDRAHT
 DECKE : SPEZIELLES, SYNTETHISCHES GUMMI, ÖL-, ABRIEB- UND WITTERUNGSBESTÄNDIG
 ANWENDUNG : GEEIGNET ALS HOCHDRUCKSCHLAUCH FÜR HYDRAULIKSYSTEME IN SCHWEREN ARBEITSUMGEBUNGEN



SOTTOSTRATO : GOMMA SPECIALE SINTETICA RESISTENTE AI FLUIDI IDRAULICI CON BASE DI OLIO MINERALE BASE ESTERE E GLICOLI.
 RINFORZO : 4 O 6 SPIRALI IN ACCIAIO AD ALTISSIMA RESISTENZA.
 COPERTURA : GOMMA SPECIALE SINTETICA RESISTENTE AGLI OLI, ABRASIONE ED AGENTI ATMOSFERICI.
 IMPIEGO : PER IMPIANTI IDRAULICI CON PICCHI DI PRESSIONE SUPERIORE ALLO STANDARD. PER USI DURI.



TUBE : CAOUTCHOUC SYNTHETIQUE SPECIAL RESISTANT AUX FLUIDES HYDRAULIQUES A BASE D'HUILES MINERALES, BASE D'ESTER GLIQUES ET VEGETALES
 RENFORCEMENT : 4 OU 6 NAPPE SPIRALES EN FIL D'ACIER HAUTE RESISTANCE.
 REVETEMENT : CAOUTCHOUC SYNTHETIQUE SPECIAL RESISTANT A L'ABRASION, AUX HUILES, CARBURANTS ET AGENTS ATMOSPHERIQUES.
 APPLICATION : POUR LES SYSTEMES HYDRAULIQUES AVEC DES PICS DE PRESSION SUPERIEURE, DANS DES CONDITIONS SEVERES.

Dash Size	ID		ROD	OD	WP		BP		BR/r	W	L
	inch	mm	mm	mm	bar	psi	bar	psi	mm	g/m	m
-12	3/4"	19	29	32	350	5075	1800	26100	240	1575	Max. 61
-16	1"	25.4	35.1	38.4	350	5075	1750	25375	300	2015	Max. 61
-20	1 1/4"	31.8	46.3	49.3	350	5075	1700	24650	420	3785	Max. 61
-24	1 1/2"	38.1	53.7	57.3	350	5075	1650	23925	500	4735	Max. 61
-32	2"	50.8	68	71.6	350	5075	1500	21750	630	6265	Max. 61

- * HOSE TESTED OVER 1 MILLION DYNAMIC IMPULSE CYCLES AT WP (120°C). COMPATIBLE WITH BIOLOGICAL AND MINERAL OILS.
- * DIE SCHLÄUCHE SIND AUF 1 MIL. ZYKLEN IMPULS GEPRÜFT (120°C). DIE SCHLAUCHSEELE IST SOWOHL AUF BIOLOGISCHE-, ALS AUCH SYNTHETISCHE ÖLE VERTÄGLICH.
- * TUBO TESTATO SU 1 MILLIONE DI CICLI IMPULSI DINAMICI (120°C). COMPATIBILE CON FLUIDI IDRAULICI BIODEGRADABILI E OLI MINERALI.
- * FLEXIBLE ESSAYE A 1 MILLION DE CYCLES D'IMPULSION DYNAMIQUE (120°C). COMPATIBLE AVEC LES HUILES BIOLOGIQUES ET MINERALES.

OPTIONS / OPTIONEN / OPZIONI / OPTIONS




-40°C / +120°C (+125°C DISCONTINUOUS)
 -40°F / +248°F (+257°F DISCONTINUOUS)

MARKING / BESCHRIFTUNG / MARCATURA / MARQUAGE: **TRANSFER TAPE OR EMBOSSED**

SEL POWERSTREAM+ TS 10548/EN 856 R13 (*) (DN ** mm) Max. W.P. *** Bar / **** PSI MSHA IC-84/41**

NORMS	EXCEED EN 856 R13	COLOUR	
NORMEN	EXCEED SAE 100 R13	FARBEN	
NORME	EXCEED TS 10548 / EN 856 R13	COLORI	
NORMES	ISO 1307	COULEUR	

4 - 6 Steel Wire Spiral



- TUBE : MINERAL, ESTER BASED OIL, VEGETABLE, AND GLYCOL BASED HYDRAULIC OIL RESISTANT SPECIAL SYNTHETIC RUBBER.
 REINFORCEMENT : 4 OR 6 HIGH TENSILE STEEL SPIRAL.
 COVER : HYDRAULIC OIL, ABRASION AND WEATHER RESISTANT SPECIAL SYNTHETIC RUBBER
 APPLICATION : FOR HYDRAULIC SYSTEMS WITH HIGH PEAK PRESSURES AND ARDUOUS OPERATING CONDITIONS.

- SEELE : SPEZIELLES, SYNTETHISCHES GUMMI, BESTÄNDIG GEGEN HYDRAULIKÖLE AUF MINERAL-, ESTER BASIS ÖL-, GLYKOL- UND PFLANZLICHER BASIS
 EINLAGE : WAHLWEISE 4 ODER 6 SPIRALEINLAGEN AUS HOCHZUGFESTEM STAHLDRAHT
 DECKE : SPEZIELLES, SYNTETHISCHES GUMMI, ÖL-, ABRIEB- UND WITTERUNGSBESTÄNDIG
 ANWENDUNG : GEEIGNET ALS HOCHDRUCKSCHLAUCH FÜR HYDRAULIKSYSTEME IN SCHWEREN ARBEITSUMGEBUNGEN

- SOTTOSTRATO : GOMMA SPECIALE SINTETICA RESISTENTE AI FLUIDI IDRAULICI CON BASE DI OLIO MINERALE BASE ESTERE E GLICOLI.
 RINFORZO : 4 O 6 SPIRALI IN ACCIAIO AD ALTISSIMA RESISTENZA.
 COPERTURA : GOMMA SPECIALE SINTETICA RESISTENTE AGLI OLI, ABRASIONE ED AGENTI ATMOSFERICI.
 IMPIEGO : PER IMPIANTI IDRAULICI CON PICCHI DI PRESSIONE SUPERIORE ALLO STANDARD. PER USI DURI.

- TUBE : CAOUTCHOUC SYNTHETIQUE SPECIAL RESISTANT AUX FLUIDES HYDRAULIQUES A BASE D'HUILES MINERALES, BASE D'ESTER, GLICOLES ET VEGETALES
 RENFORCEMENT : 4 OU 6 NAPPES SPIRALES EN FIL D'ACIER HAUTE RESISTANCE.
 REVETEMENT : CAOUTCHOUC SYNTHETIQUE SPECIAL RESISTANT A L'ABRASION, AUX HUILES, CARBURANTS ET AGENTS ATMOSPERIQUES.
 APPLICATION : POUR LES SYSTEMES HYDRAULIQUES AVEC DES PICS DE PRESSION SUPERIEURE, DANS DES CONDITIONS SEVERES.

Dash Size	ID		ROD	OD	WP		BP		BR/r	W	L
	inch	mm	mm	mm	bar	psi	bar	psi	mm	g/m	m
-06	3/8"	9.5	17.5	21,2	420	6090	1680	24360	150	730	> 3
-08	1/2"	12.7	20.3	24,4	420	6090	1680	24360	200	865	> 3
-10	5/8"	16	25.3	28,7	420	6090	1680	24360	235	1195	> 3
-12	3/4"	19	28.2	32	420	6090	1680	24360	265	1465	Max. 61
-16	1"	25.4	35.1	38,4	420	6090	1680	24360	330	2035	Max. 61
-20	1 1/4"	31.8	46.3	49,3	420	6090	1680	24360	445	3815	Max. 61
-24	1 1/2"	38.1	53.7	57,3	420	6090	1680	24360	530	4770	Max. 61
-32	2"	50.8	68.4	72	420	6090	1680	24360	600	6490	Max. 61

OPTIONS / OPTIONEN / OPZIONI / OPTIONS



-40°C / +120°C (+125°C DISCONTINUOUS)
 -40°F / +248°F (+257°F DISCONTINUOUS)


MARKING / BESCHRIFTUNG / MARCATURA / MARQUAGE: **TRANSFER TAPE OR EMBOSSED**

SEL POWERSTREAM SAE 100 R15 ()(DN ** mm) Max. W.P. *** Bar / **** PSI MSHA IC-84/41**

NORMS NORMEN NORME NORMES	SAE 100 R15 ISO 1307	COLOUR FARBEN COLORI COULEUR	
------------------------------------	-------------------------	---------------------------------------	--

4 - 6 Steel Wire Spiral

Exceed SAE 100 R15



TUBE : MINERAL, ESTER BASED OIL, VEGETABLE, AND GLYCOL BASED HYDRAULIC OIL RESISTANT SPECIAL SYNTHETIC RUBBER.
 REINFORCEMENT : 4 OR 6 HIGH TENSILE STEEL SPIRAL.
 COVER : HYDRAULIC OIL, ABRASION AND WEATHER RESISTANT SPECIAL SYNTHETIC RUBBER
 APPLICATION : FOR HYDRAULIC SYSTEMS WITH HIGH PEAK PRESSURES AND ARDUOUS OPERATING CONDITIONS.



SEELE : SPEZIELLES, SYNTETHISCHES GUMMI, BESTÄNDIG GEGEN HYDRAULIKÖLE AUF MINERAL-, ESTER BASIS ÖL, GLYKOL- UND PFLANZLICHER BASIS
 EINLAGE : WAHLWEISE 4 ODER 6 SPIRALEINLAGEN AUS HOCHZUGFESTEM STAHLDRAHT
 DECKE : SPEZIELLES, SYNTETHISCHES GUMMI, ÖL-, ABRIEB- UND WITTERUNGSBESTÄNDIG
 ANWENDUNG : GEEIGNET ALS HOCHDRUCKSCHLAUCH FÜR HYDRAULIKSYSTEME IN SCHWEREN ARBEITSUMGEBUNGEN



SOTTOSTRATO : GOMMA SPECIALE SINTETICA RESISTENTE AI FLUIDI IDRAULICI CON BASE DI OLIO MINERALE BASE ESTERE E GLICOLI.
 RINFORZO : 4 O 6 SPIRALI IN ACCIAIO AD ALTISSIMA RESISTENZA.
 COPERTURA : GOMMA SPECIALE SINTETICA RESISTENTE AGLI OLI, ABRASIONE ED AGENTI ATMOSFERICI.
 IMPIEGO : PER IMPIANTI IDRAULICI CON PICCHI DI PRESSIONE SUPERIORE ALLO STANDARD. PER USI DURI.



TUBE : CAOUTCHOUC SYNTHETIQUE SPECIAL RESISTANT AUX FLUIDES HYDRAULIQUES A BASE D'HUILES MINERALES, BASE D'ESTER, GLICOLE ET VEGETALES
 RENFORCEMENT : 4 OU 6 NAPPES SPIRALES EN FIL D'ACIER HAUTE RESISTANCE.
 REVETEMENT : CAOUTCHOUC SYNTHETIQUE SPECIAL RESISTANT A L'ABRASION, AUX HUILES, CARBURANTS ET AGENTS ATMOSPHERIQUES.
 APPLICATION : POUR LES SYSTEMES HYDRAULIQUES AVEC DES PICS DE PRESSION SUPERIEURE, DANS DES CONDITIONS SEVERES.

Dash Size	ID		ROD	OD	WP		BP		BR/r	W	L
	inch	mm	mm	mm	bar	psi	bar	psi	mm	g/m	m
-06	3/8"	9,5	17.5	21,2	420	6090	2000	29000	110	715	> 3
-08	1/2"	12,7	20.3	24,4	420	6090	1800	26100	120	855	> 3
-10	5/8"	16	25.3	28,7	420	6090	1780	25810	200	1190	> 3
-12	3/4"	19	28.2	32	420	6090	1760	25520	265	1445	Max. 61
-16	1"	25,4	35.1	38,4	420	6090	1760	25520	270	2015	Max. 61
-20	1 1/4"	31,8	46.3	49,3	420	6090	1750	25375	270	3785	Max. 61
-24	1 1/2"	38,1	53.7	57,3	420	6090	1750	25375	315	4735	Max. 61
-32	2"	50.8	68.4	72	420	6090	1680	24360	600	6455	Max. 61

OPTIONS / OPTIONEN / OPZIONI / OPTIONS



-40°C / +120°C
 -40°F / +248°F

(+125°C DISCONTINUOUS)
 (+257°F DISCONTINUOUS)

MARKING / BESCHRIFTUNG / MARCATURA / MARQUAGE: **TRANSFER TAPE OR EMBOSSED**

SEL POWERSTREAM+ SAE 100 R15 (**") (DN ** mm) Max. W.P. *** Bar / **** PSI MSHA IC-84/41


NORMS	EXCEED SAE 100 R15	COLOUR	
NORMEN	ISO 1307	FARBEN	
NORME		COLORI	
NORMES		COULEUR	

SEL
TORNADO 6
1 1/2" WP 475 Bar/6880 Psi - BP 1940 Bar/28130 Psi MSHA
3" WP 210 Bar/3040 Psi - BP 900 Bar/13050 Psi MSHA
SEL
TORNADO 6
1 1/4" WP 525 Bar/7610 Psi - BP 1940 Bar/28130 Psi MSHA
SEL
TORNADO 6
1 1/2" WP 475 Bar/6880 Psi - BP 1940 Bar/28130 Psi MSHA
SEL
TORNADO 6
1 1/4" WP 525 Bar/7610 Psi - BP 1940 Bar/28130 Psi MSHA
SEL
TORNADO 6
1 1/2" WP 475 Bar/6880 Psi - BP 1940 Bar/28130 Psi MSHA
SEL
TORNADO 6
1 1/4" WP 525 Bar/7610 Psi - BP 1940 Bar/28130 Psi MSHA





6 Steel Wire Spiral



TUBE : MINERAL, VEGETABLE, AND GLYCOL BASED HYDRAULIC OIL RESISTANT SPECIAL SYNTHETIC RUBBER.
 REINFORCEMENT : 6 VERY HIGH TENSILE STEEL SPIRAL.
 COVER : HYDRAULIC OIL, HIGH ABRASION AND WEATHER RESISTANT SPECIAL SYNTHETIC RUBBER
 APPLICATION : FOR HYDRAULIC SYSTEMS WITH HIGH PEAK PRESSURES AND ARDUOUS OPERATING CONDITIONS, OFF-SHORE, DRILLING, MINING ETC.



SEELE : SPEZIELLES, SYNTETHISCHES GUMMI, BESTÄNDIG GEGEN HYDRAULIKÖLE AUF MINERAL-, GLYKOL- UND PFLANZLICHER BASIS
 EINLAGE : 6 SPIRALEINLAGEN AUS HOCHZUGFESTEM STAHLDRAHT
 DECKE : SPEZIELLES, SYNTETHISCHES GUMMI, ÖL-, ABRIEB- UND WITTERUNGSBESTÄNDIG
 ANWENDUNG : GEEIGNET ALS HOCHDRUCKSCHLAUCH FÜR HYDRAULIKSYSTEME IN SCHWEREN ARBEITSUMGEBUNGEN MIT ANFORDERUNGEN FÜR HOHE IMPULSDRÜCKE



SOTTOSTRATO : GOMMA SPECIALE SINTETICA RESISTENTE AI FLUIDI IDRAULICI CON BASE DI OLIO MINERALE E GLICOLI.
 RINFORZO : 6 SPIRALI IN ACCIAIO AD ALTISSIMA RESISTENZA.
 COPERTURA : GOMMA SPECIALE SINTETICA RESISTENTE AGLI OLI, ALTA ABRASIONE ED AGENTI ATMOSFERICI.
 IMPIEGO : PER IMPIANTI CON ALTA DI PRESSIONE E GRAVOSE CONDIZIONI DI LAVARO, PER LE APPLICAZIONI OFF-SHORE, PERFORAZIONE, MINIERE ETC.



TUBE : CAOUTCHOUC SYNTHETIQUE SPECIAL RESISTANT AUX FLUIDES HYDRAULIQUES A BASE D'HUILES MINERALES, GLICOLE ET VEGETALES
 RENFORCEMENT : 6 NAPPE SPIRALES EN FIL D'ACIER TRES HAUTE RESISTANCE.
 REVETEMENT : CAOUTCHOUC SYNTHETIQUE SPECIAL RESISTANT A L'ABRASION SEVERE, AUX HUILES, CARBURANTS ET AGENTS ATMOSPHERIQUES.
 APPLICATION : POUR LES SYSTEMES HYDRAULIQUES AVEC DES PICS DE PRESSION SUPERIEURE, DANS DES CONDITIONS SEVERES, LES MINES, OFF-SHORE, PERFORATION ETC.

Dash Size	ID		ROD	OD	WP		BP		BR/r	W	L
	inch	mm	mm	mm	bar	psi	bar	psi	mm	g/m	m
-12	3/4"	19	32.2	35.4	600	8700	2450	35525	300	2640	Max. 61
-16	1"	25.4	38.1	41.2	552	8000	2250	32625	350	2980	Max. 61
-20	1 1/4"	31.8	47.8	51.8	525	7610	2130	30885	420	4125	Max. 61
-24	1 1/2"	38.1	55.2	59	475	6880	1900	27550	500	5095	Max. 61
-32	2"	50.8	68.4	72	420	6090	1680	24360	600	6655	Max. 61
-40	2 1/2"	63.5	81.8	86	350	5070	1400	20300	800	8740	Max. 61
-48	3"	76.2	93.3	97.3	210	3040	900	13050	900	10300	Max. 61




-40°C / +120°C (+125°C DISCONTINUOUS)
 -40°F / +248°F (+257°F DISCONTINUOUS)

MARKING / BESCHRIFTUNG / MARCATURA / MARQUAGE: **TRANSFER TAPE OR EMBOSSED**

SEL TORNADO 6 ISO 18752 - CS DN **MPa (**** Bar) MSHA IC-84/43**

NORMS NORMEN NORME NORMES	ISO 18752 GRADE C	COLOUR FARBEN COLORI COULEUR	
------------------------------------	-------------------	---------------------------------------	--

Waterblast



TUBE : MINERAL, VEGETABLE, HYDRAULIC OILS AND GLYCOL BASIS FLUIDS RESISTANT SPECIAL SYNTHETIC RUBBER.
 REINFORCEMENT : 4 OR 6 HIGH TENSILE STEEL SPIRAL.
 COVER : HYDRAULIC OIL, ABRASION AND WEATHER RESISTANT SPECIAL SYNTHETIC RUBBER
 APPLICATION : VERY HIGH PRESSURE HOSE FOR WATER SCALING AND JETTING SYSTEMS.



SEELE : SPEZIELLES, SYNTETHISCHES GUMMI, BESTÄNDIG GEGEN HYDRAULIKÖLE AUF MINERAL-, GLYKOL- UND PFLANZLICHER BASIS
 EINLAGE : WAHLWEISE 4 ODER 6 SPIRALEINLAGEN AUS HOCHZUGFESTEM STAHLDRAHT
 DECKE : SPEZIELLES, SYNTETHISCHES GUMMI, ÖL-, ABRIEB- UND WITTERUNGSBESTÄNDIG
 ANWENDUNG : GEEIGNET ALS HOCHDRUCKSCHLAUCH FÜR REINIGUNGSARBEITEN MIT WASSER VON HARTNÄCKIGEM SCHMUTZ



SOTTOSTRATO : GOMMA SPECIALE SINTETICA RESISTENTE AI FLUIDI IDRAULICI CON BASE DI OLIO MINERALE E GLICOLI.
 RINFORZO : 4 O 6 SPIRALI IN ACCIAIO AD ALTISSIMA RESISTENZA.
 COPERTURA : GOMMA SPECIALE SINTETICA RESISTENTE AGLI OLI, ABRASIONE ED AGENTI ATMOSFERICI.
 IMPIEGO : PER SISTEMI DI DISINCROSTAZIONE CON ACQUA AD ALTISSIMA PRESSIONE.



TUBE : CAOUTCHOUC SYNTHETIQUE SPECIAL RESISTANT AUX FLUIDES HYDRAULIQUES A BASE D'HUILES MINERALES, GLICOLES ET VEGETALES
 RENFORCEMENT : 4 OU 6 NAPPES SPIRALES EN FIL D'ACIER HAUTE RESISTANCE.
 REVETEMENT : CAOUTCHOUC SYNTHETIQUE SPECIAL RESISTANT A L'ABRASION, AUX HUILES, CARBURANTS ET AGENTS ATMOSPHERIQUES.
 APPLICATION : POUR LE NETTOYAGE INDUSTRIEL PAR PROJECTION D'EAU A TRES FORTE PRESSION.

ID		ROD		OD		WP		BP		BR/r	W	L
Dash Size	inch	mm	mm	mm	bar	psi	bar	psi	mm	g/m	m	

H394-4 WIRES

-04	1/4"	6.4	14.6	17.6	1000	14500	2500	36250	125	610	> 10
-06	3/8"	9.5	17.6	21.3	850	12325	2125	30813	150	755	> 10
-08	1/2"	12.7	20.2	24.6	800	11600	2000	29000	180	885	> 10
-12	3/4"	19	28.2	32	720	10440	1800	26100	220	1535	> 10
-16	1"	25.4	35.1	38.4	700	10150	1700	24650	300	2135	Max. 61

H396-6 WIRES

-08	1/2"	12.7	24.6	27.8	1450	21025	3625	52563	250	1815	> 10
-12	3/4"	19	32.1	35.4	1350	19575	3375	48938	280	2640	> 10
-16	1"	25.4	38.1	41.2	900	13050	2300	33350	330	2980	Max. 61

OPTIONS / OPTIONEN / OPZIONI / OPTIONS



-10°C / + 70°C
 +14°F / +158°F


Max. -40°C / +100°C
 Max. -40°F / +212°F

MARKING / BESCHRIFTUNG / MARCATURA / MARQUAGE: TRANSFER TAPE OR EMBOSSED

SEL SELBLAST 4	(**) (DN ** mm) W.P. *** Bar / **** PSI - B.P. **** Bar / **** PSI	→ → →
SEL SELBLAST 6	(**) (DN ** mm) W.P. *** Bar / **** PSI - B.P. **** Bar / **** PSI	→ → →

NORMS NORMEN NORME NORMES	DIN EN 1829-2 ISO 1307	COLOUR FARBEN COLORI COULEUR	
------------------------------------	---------------------------	---------------------------------------	--

Waterblast



TUBE : MINERAL, VEGETABLE, AND GLYCOL BASED HYDRAULIC OIL RESISTANT SPECIAL SYNTHETIC RUBBER.
 REINFORCEMENT : 4 HIGH TENSILE STEEL SPIRAL.
 COVER : HYDRAULIC OIL, ABRASION AND WEATHER RESISTANT SPECIAL SYNTHETIC RUBBER
 APPLICATION : VERY HIGH PRESSURE HOSE FOR WATER SCALING AND JETTING SYSTEMS.



SEELE : SPEZIELLES, SYNTETHISCHES GUMMI, BESTÄNDIG GEGEN HYDRAULIKÖLE AUF MINERAL-, GLYKOL- UND PFLANZLICHER BASIS
 EINLAGE : 4 SPIRALEINLAGEN AUS HOCHZUGFESTEM STAHLDRAHT
 DECKE : SPEZIELLES, SYNTETHISCHES GUMMI, ÖL-, ABRIEB- UND WITTERUNGSBESTÄNDIG
 ANWENDUNG : GEEIGNET ALS HOCHDRUCKSCHLAUCH FÜR REINIGUNGSARBEITEN MIT WASSER VON HARTNÄCKIGEM SCHMUTZ



SOTTOSTRATO : GOMMA SPECIALE SINTETICA RESISTENTE AI FLUIDI IDRAULICI CON BASE DI OLIO MINERALE E GLICOLI.
 RINFORZO : 4 SPIRALI IN ACCIAIO AD ALTISSIMA RESISTENZA.
 COPERTURA : GOMMA SPECIALE SINTETICA RESISTENTE AGLI OLI, ABRASIONE ED AGENTI ATMOSFERICI.
 IMPIEGO : PER SISTEMI DI DISINCROSTAZIONE CON ACQUA AD ALTISSIMA PRESSIONE.



TUBE : CAOUTCHOUC SYNTHETIQUE SPECIAL RESISTANT AUX FLUIDES HYDRAULIQUES A BASE D'HUILES MINERALES, GLICOLIS ET VEGETALES
 RENFORCEMENT : 4 NAPPES SPIRALES EN FIL D'ACIER HAUTE RESISTANCE.
 REVETEMENT : CAOUTCHOUC SYNTHETIQUE SPECIAL RESISTANT A L'ABRASION, AUX HUILES, CARBURANTS ET AGENTS ATMOSPHERIQUES.
 APPLICATION : POUR LE NETTOYAGE INDUSTRIEL PAR PROJECTION D'EAU A TRES FORTE PRESSION.

Dash Size	ID		ROD	OD	WP		BP		BR/r	W	L
	inch	mm	mm	mm	bar	psi	bar	psi	mm	g/m	m
-04	1/4"	6.4	14.6	17.6	1250	18120	3125	45310	200	615	> 3
-06	3/8"	9.5	18	20.4	1250	18120	3125	45310	210	875	> 3
-08	1/2"	12.7	21.6	24.6	1100	15950	2750	39870	230	1215	> 3
-12	3/4"	19	29	32	1100	15950	2750	39870	250	1855	Max. 61

OPTIONS / OPTIONEN / OPZIONI / OPTIONS



-10°C / + 70°C
 +14°F / +158°F

Max. -40°C / +100°C
 Max. -40°F / +212°F

MARKING / BESCHRIFTUNG / MARCATURA / MARQUAGE: TRANSFER TAPE OR EMBOSSED

SEL SELBLAST 4+ ()(DN ** mm) W.P. *** Bar / **** PSI - B.P. **** Bar / ***** PSI** → → →

NORMS NORMEN NORME NORMES	DIN EN 1829-2 ISO 1307	COLOUR FARBEN COLORI COULEUR	
------------------------------------	---------------------------	---------------------------------------	--



Super High Abrasion 1 Steel Wire Braid



TUBE : MINERAL, VEGETABLE AND HYDRAULIC OIL RESISTANT SPECIAL SYNTHETIC RUBBER.
 REINFORCEMENT : 1 HIGH TENSILE STEEL WIRE BRAID.
 COVER : OIL, SUPER HIGH ABRASION AND WEATHER RESISTANT COMPOSITE BI-LAYER SPECIAL COMPOUND.
 APPLICATION : FOR LOW-MEDIUM PRESSURE HYDRAULIC SYSTEMS IN INDUSTRY AND AGRICULTURE.



SEELE : SPEZIELLES, SYNTETHISCHES GUMMI, BESTÄNDIG GEGEN HYDRAULIKÖLE AUF MINERAL- UND PFLANZLICHER BASIS
 EINLAGE : 1 GEFLECHTEINLAGE AUS HOCHZUGFESTEM STAHLDRAHT
 DECKE : SPEZIELLES, SYNTETHISCHES GUMMI, ÖL- UND WITTERUNGSBESTÄNDIG, MIT ZUSÄTZLICHER SCHUTZSCHICHT FÜR HERVORRAGENDE ABRIEBWERTE
 ANWENDUNG : GEEIGNET ALS NIEDER- UND MITTELDRUCK HYDRAULIKSCHLAUCH FÜR LANDWIRTSCHAFTS- UND BAUMASCHINEN



SOTTOSTRATO : GOMMA SPECIALE SINTETICA RESISTENTE AI FLUIDI IDRAULICI A BASE DI OLIO MINERALE E VEGETALI.
 RINFORZO : 1 TRECCIA IN ACCIAIO AD ALTA TENACITÀ.
 COPERTURA : GOMMA DI MATERIALE SPECIALE COMPOSITA BI-STRATO AD ALTA ABRASIONE, RESISTENTE AGLI OLI ED AGENTI ATMOSFERICI.
 IMPIEGO : PER SISTEMI CHE IMPIEGANO FLUIDI IDRAULICI A BASSA E MEDIA PRESSIONE IN INDUSTRIA E AGRICOLTURA.



TUBE : CAOUTCHOUC SYNTHETIQUE SPECIAL RESISTANT AUX HUILES HYDRAULIQUES, MINERALES ET LUBRIFIANTS.
 RENFORCEMENT : 1 TRESSE D'ACIER TRES RESISTANTE.
 REVETEMENT : CAOUTCHOUC DE MATIERE SPECIALE COMPOSITE BI-COUCHE RESISTANT A UNE ABRASION TRES ELEVEE, AUX HUILES, CARBURANTS ET AGENTS ATMOSPHERIQUES.
 APPLICATION : POUR LES SYSTEMES HYDRAULIQUES A BASSE ET MOYENNE PRESSION DANS L'INDUSTRIE ET L'AGRICULTURE.

Dash Size	ID		ROD	OD	WP		BP		VACUUM	BR/r	W	L
	inch	mm	mm	mm	bar	psi	bar	psi	bar	mm	g/m	m
-03	3/16"	4.8	9.6	11.6	250	3625	1100	15950	-0.80	90	175	>10
-04	1/4"	6.4	11.1	13.2	225	3263	1030	14935	-0.80	100	215	>10
-05	5/16"	8	12.6	14.8	215	3118	970	14065	-0.80	115	250	>10
-06	3/8"	9.5	15	17.2	180	2610	820	11890	-0.80	130	325	>10
-08	1/2"	12.7	18.1	20.4	160	2320	700	10150	-0.80	180	400	>10
-10	5/8"	16	21.2	23.5	130	1885	600	8700	-0.80	200	460	>10
-12	3/4"	19	25.2	27.5	105	1523	500	7250	-0.80	240	575	>10
-16	1"	25.4	33.1	35.4	88	1276	375	5438	-0.80	300	855	>10
-20	1 1/4"	31.8	40.2	43.5	63	914	280	4060	-0.60	420	1180	max. 46
-24	1 1/2"	38.1	46.7	50	50	725	260	3770	-0.60	500	1375	max. 46
-32	2"	50.8	60.2	63.6	40	580	250	3625	-0.60	630	1870	max. 46
-40	2 1/2"	63.5	73	76.5	40	580	200	2900	-0.60	760	2490	max. 46
-48	3"	76.2	85	88.5	35	508	160	2320	-0.60	900	2655	max. 46



-40°C / +100°C (+125°C DISCONTINUOUS)
 -40°F / +212°F (+257°F DISCONTINUOUS)

MARKING / BESCHRIFTUNG / MARCATURA / MARQUAGE: **TRANSFER TAPE OR INK JET**

SEL SUPER ABRA TS 6387/EN 853 1SN (*) (DN ** mm) Max. W.P. *** Bar / **** PSI**

NORMS NORMEN NORME NORMES	DIN EN 853 1 SN TS 6387 EN 853 1SN SAE 100 R1 AT - R1 AT Type S / ISO 1436 ISO 1307	COLOUR FARBEN COLORI COULEUR	
------------------------------------	--	---------------------------------------	--

Super High Abrasion 2 Steel Wire Braid



TUBE : MINERAL, VEGETABLE AND HYDRAULIC OIL RESISTANT SPECIAL SYNTHETIC RUBBER.
 REINFORCEMENT : 2 HIGH TENSILE STEEL WIRE BRAID.
 COVER : OIL, SUPER HIGH ABRASION AND WEATHER RESISTANT COMPOSITE BI-LAYER SPECIAL COMPOUND.
 APPLICATION : FOR MEDIUM-HIGH PRESSURE HYDRAULIC SYSTEMS IN INDUSTRY AND AGRICULTURE.



SEELE : SPEZIELLES, SYNTETHISCHES GUMMI, BESTÄNDIG GEGEN HYDRAULIKÖLE AUF MINERAL- UND PFLANZLICHER BASIS
 EINLAGE : 2 GEFLECHTSEINLAGEN AUS HOCHZUGFESTEM STAHLDRAHT
 DECKE : SPEZIELLES, SYNTETHISCHES GUMMI, ÖL- UND WITTERUNGSBESTÄNDIG, MIT ZUSÄTZLICHER SCHUTZSCHICHT FÜR HERVORRAGENDE ABRIEBWERTE
 ANWENDUNG : GEEIGNET ALS MITTEL-UND HOCHDRUCK HYDRAULIKSCHLAUCH FÜR LANDWIRTSCHAFTS-UND BAUMASCHINEN



SOTTOSTRATO : GOMMA SPECIALE SINTETICA RESISTENTE AI FLUIDI IDRAULICI A BASE DI OLIO MINERALE E VEGETALI.
 RINFORZO : 2 TRECCE IN ACCIAIO AD ALTA TENACITÀ.
 COPERTURA : GOMMA DI MATERIALE SPECIALE COMPOSITA BI-STRATO AD ALTA ABRASIONE, RESISTENTE AGLI OLI ED AGENTI ATMOSFERICI.
 IMPIEGO : PER SISTEMI CHE IMPIEGANO FLUIDI IDRAULICI A MEDIA E ALTA PRESSIONE IN INDUSTRIA E AGRICOLTURA.



TUBE : CAOUTCHOUC SYNTHETIQUE SPECIAL RESISTANT AUX HUILES HYDRAULIQUES, MINERALES ET LUBRIFIANTS.
 RENFORCEMENT : 2 TRESSER D'ACIER TRES RESISTANTES.
 REVETEMENT : CAOUTCHOUC DE MATIERE SPECIALE COMPOSITE BI-COUCHE RESISTANT A UNE ABRASION TRES ELEVEE, AUX HUILES, CARBURANTS ET AGENTS ATMOSPERIQUES.
 APPLICATION : POUR LES SYSTEMES HYDRAULIQUES A MOYENNE ET HAUTE PRESSION DANS L'INDUSTRIE ET L'AGRICULTURE.

Dash Size	ID		ROD	OD	WP		BP		VACUUM	BR/r	W	L
	inch	mm	mm	mm	bar	psi	bar	psi	bar	mm	g/m	m
-03	3/16"	4.8	11.1	13.3	415	6018	1850	26825	- 0.95	90	290	>10
-04	1/4"	6.4	12.8	15	400	5800	1700	24650	- 0.95	100	370	>10
-05	5/16"	8	14.3	16.5	350	5075	1550	22475	- 0.95	115	420	>10
-06	3/8"	9.5	16.7	18.9	330	4785	1450	21025	- 0.95	130	530	>10
-08	1/2"	12.7	19.8	22.2	275	3988	1300	18850	- 0.95	180	630	>10
-10	5/8"	16	22.9	25.2	250	3625	1050	15225	- 0.95	200	740	>10
-12	3/4"	19	26.9	29.2	215	3118	920	13340	- 0.80	240	915	>10
-16	1"	25.4	34.8	37.2	165	2393	690	10005	- 0.80	300	1275	>10
-20	1 1/4"	31.8	44.3	47.3	125	1813	620	8990	- 0.80	420	1870	max. 46
-24	1 1/2"	38.1	50.7	53.7	90	1305	520	7540	- 0.80	500	2095	max. 46
-32	2"	50.8	63.5	66.7	78	1131	420	6090	- 0.80	630	2725	max. 46
-40	2 1/2"	63.5	75.2	79.8	69	1000	300	4350	- 0.60	760	3755	max. 46
-48	3"	76.2	87.4	91.9	50	725	240	3480	- 0.60	900	3980	max. 46



-40°C / +100°C (+125°C DISCONTINUOUS)
 -40°F / +212°F (+257°F DISCONTINUOUS)

MARKING / BESCHRIFTUNG / MARCATURA / MARQUAGE: **TRANSFER TAPE OR INK JET**


SEL SUPER ABRA TS 6387/EN 853 2SN ()** (DN ** mm) Max. W.P. *** Bar / **** PSI

NORMS	DIN EN 853 2 SN
NORMEN	TS 6387 EN 853 2SN
NORME	SAE 100 R2 AT- R2 AT Type S / ISO 1436
NORMES	ISO 1307

COLOUR
 FARBEN
 COLORI
 COULEUR



Super High Abrasion 4 Steel Wire Spiral



TUBE : MINERAL, VEGETABLE, AND GLYCOL BASED HYDRAULIC OIL RESISTANT SPECIAL SYNTHETIC RUBBER.
 REINFORCEMENT : 4 HIGH TENSILE STEEL SPIRAL.
 COVER : OIL, SUPER HIGH ABRASION AND WEATHER RESISTANT COMPOSITE BI-LAYER SPECIAL COMPOUND.
 APPLICATION : FOR HYDRAULIC SYSTEMS WITH HIGH PEAK PRESSURES AND ARDUOUS OPERATING CONDITIONS.



SEELE : SPEZIELLES, SYNTETHISCHES GUMMI, BESTÄNDIG GEGEN HYDRAULIKÖLE AUF MINERAL-, GLYKOL- UND PFLANZLICHER BASIS
 EINLAGE : 4 SPIRALEINLAGEN AUS HOCHZUGFESTEM STAHLDRAHT
 DECKE : SPEZIELLES, SYNTETHISCHES GUMMI, ÖL- UND WITTERUNGSBESTÄNDIG, MIT ZUSÄTZLICHER SCHUTZSCHICHT FÜR HERVORRAGENDE ABRIEBWERTE
 ANWENDUNG : GEEIGNET ALS HOCHDRUCKSCHLAUCH FÜR HYDRAULIKSYSTEME IN SCHWEREN ARBEITSUMGEBUNGEN MIT HOHEN DRUCKANFORDERUNGEN



SOTTOSTRATO : GOMMA SPECIALE SINTETICA RESISTENTE AI FLUIDI IDRAULICI CON BASE DI OLIO MINERALE E GLICOLI.
 RINFORZO : QUATTRO SPIRALI IN ACCIAIO AD ALTISSIMA RESISTENZA.
 COPERTURA : GOMMA DI MATERIALE SPECIALE COMPOSITA BI-STRATO AD ALTA ABRASIONE, RESISTENTE AGLI OLI ED AGENTI ATMOSFERICI.
 IMPIEGO : PER IMPIANTI IDRAULICI CON PICCHI DI PRESSIONE SUPERIORE ALLO STANDARD. PER USI DURI.



TUBE : CAOUTCHOUC SYNTHETIQUE SPECIAL RESISTANT AUX FLUIDES HYDRAULIQUES A BASE D'HUILES MINERALES, GLICOLIS ET VEGETALES
 RENFORCEMENT : QUATRE NAPPES SPIRALES EN FIL D'ACIER HAUTE RESISTANCE.
 REVETEMENT : CAOUTCHOUC DE MATIERE SPECIALE COMPOSITE BI-COUCHE RESISTANT A UNE ABRASION TRES ELEVEE, AUX HUILES, CARBURANTS ET AGENTS ATMOSPHERIQUES.
 APPLICATION : POUR LES SYSTEMES HYDRAULIQUES AVEC DES PICS DE PRESSION SUPERIEURE, DANS DES CONDITIONS SEVERES.

Dash Size	ID		ROD	OD	WP		BP		BR/r	W	L
	inch	mm	mm	mm	bar	psi	bar	psi	mm	g/m	m
-04	1/4"	6.4	14.6	17.6	450	6525	1800	26100	150	585	> 3
-06	3/8"	9.5	17.5	21.2	445	6453	1780	25810	180	755	> 3
-08	1/2"	12.7	20.3	24.4	415	6018	1660	24070	230	900	> 3
-10	5/8"	16	23.8	28	350	5075	1400	20300	250	1080	> 3
-12	3/4"	19	28.2	32	350	5075	1400	20300	300	1525	Max. 61
-16	1"	25.4	35.1	39.1	280	4060	1120	16240	340	1960	Max. 61




-40°C / +100°C (+125°C DISCONTINUOUS)
 -40°F / +212°F (+257°F DISCONTINUOUS)

MARKING / BESCHRIFTUNG / MARCATURA / MARQUAGE: **TRANSFER TAPE**

SEL SUPER ABRA TS 10548/EN 856 4SP (") (DN ** mm) Max. W.P. *** Bar / **** PSI** → → →

NORMS	DIN 20023 PART 1 TYPE 4SP	COLOUR	
NORMEN	EN 856 4SP	FARBEN	
NORME	TS 10548 / EN 856 4 SP	COLORI	
NORMES	ISO 1307	COULEUR	

Super High Abrasion 4 Steel Wire Spiral



TUBE : MINERAL, VEGETABLE, AND GLYCOL BASED HYDRAULIC OIL RESISTANT SPECIAL SYNTHETIC RUBBER.
 REINFORCEMENT : 4 HIGH TENSILE STEEL SPIRAL.
 COVER : OIL, SUPER HIGH ABRASION AND WEATHER RESISTANT COMPOSITE BI-LAYER SPECIAL COMPOUND.
 APPLICATION : FOR HYDRAULIC SYSTEMS WITH HIGH PEAK PRESSURES AND ARDUOUS OPERATING CONDITIONS.



SEELE : SPEZIELLES, SYNTETHISCHES GUMMI, BESTÄNDIG GEGEN HYDRAULIKÖLE AUF MINERAL-, GLYKOL- UND PFLANZLICHER BASIS
 EINLAGE : 4 SPIRALEINLAGEN AUS HOCHZUGFESTEM STAHLDRAHT
 DECKE : SPEZIELLES, SYNTETHISCHES GUMMI, ÖL- UND WITTERUNGSBESTÄNDIG, MIT ZUSÄTZLICHER SCHUTZSCHICHT FÜR HERVORRAGENDE ABRIEBWERTE
 ANWENDUNG : GEEIGNET ALS HOCHDRUCKSCHLAUCH FÜR HYDRAULIKSYSTEME IN SCHWEREN ARBEITSUMGEBUNGEN MIT HOHEN DRUCKANFORDERUNGEN



SOTTOSTRATO : GOMMA SPECIALE SINTETICA RESISTENTE AI FLUIDI IDRAULICI CON BASE DI OLIO MINERALE E GLICOLI.
 RINFORZO : QUATTRO SPIRALI IN ACCIAIO AD ALTISSIMA RESISTENZA.
 COPERTURA : GOMMA DI MATERIALE SPECIALE COMPOSITA BI-STRATO AD ALTA ABRASIONE, RESISTENTE AGLI OLI ED AGENTI ATMOSFERICI.
 IMPIEGO : PER IMPIANTI IDRAULICI CON PICCHI DI PRESSIONE SUPERIORE ALLO STANDARD. PER USI DURI.



TUBE : CAOUTCHOUC SYNTHETIQUE SPECIAL RESISTANT AUX FLUIDES HYDRAULIQUES A BASE D'HUILES MINERALES, GLICOLES ET VEGETALES
 RENFORCEMENT : QUATRE NAPPE SPIRALES EN FIL D'ACIER HAUTE RESISTANCE.
 REVETEMENT : CAOUTCHOUC DE MATIERE SPECIALE COMPOSITE BI-COUCHE RESISTANT A UNE ABRASION TRES ELEVEE, AUX HUILES, CARBURANTS ET AGENTS ATMOSPHERIQUES.
 APPLICATION : POUR LES SYSTEMES HYDRAULIQUES AVEC DES PICS DE PRESSION SUPERIEURE, DANS DES CONDITIONS SEVERES.

Dash Size	ID		ROD		OD		WP		BP		BR/r		W		L	
	inch	mm	mm	mm	mm	bar	psi	bar	psi	mm	g/m	m				
-10	5/8"	16	25.3	28.7	420	6090	1680	24360	240	1230	> 3					
-12	3/4"	19	28.2	32	420	6090	1680	24360	280	1505	Max. 61					
-16	1"	25.4	35.1	38.4	380	5510	1520	22040	340	2090	Max. 61					
-20	1 1/4"	31.8	41.9	45.2	350	5075	1400	20300	460	2430	Max. 61					
-24	1 1/2"	38.1	48.8	53	290	4205	1160	16820	560	3265	Max. 61					
-32	2"	50.8	63.2	67.6	250	3625	1000	14500	700	4475	Max. 61					



-40°C / +100°C (+125°C DISCONTINUOUS)
 -40°F / +212°F (+257°F DISCONTINUOUS)


MARKING / BESCHRIFTUNG / MARCATURA / MARQUAGE: **TRANSFER TAPE**

SEL SUPER ABRA TS 10548/EN 856 4SH ()** (DN ** mm) Max. W.P. *** Bar / **** PSI

NORMS	DIN 20023 PART 2 TYPE 4SH	COLOUR	
NORMEN	EN 856 4SH	FARBEN	
NORME	TS 10548 / EN 856 4 SH	COLORI	
NORMES	ISO 1307	COULEUR	

Super High Abrasion 4 Steel Wire Spiral

Exceed EN 856 R12



	TUBE REINFORCEMENT COVER APPLICATION	: MINERAL, VEGETABLE, AND GLYCOL BASED HYDRAULIC OIL RESISTANT SPECIAL SYNTHETIC RUBBER. : 4 HIGH TENSILE STEEL SPIRAL. : OIL, SUPER HIGH ABRASION AND WEATHER RESISTANT COMPOSITE BI-LAYER SPECIAL COMPOUND. : FOR HYDRAULIC SYSTEMS WITH HIGH PEAK PRESSURES AND ARDUOUS OPERATING CONDITIONS.
	SEELE EINLAGE DECKE ANWENDUNG	: SPEZIELLES, SYNTETHISCHES GUMMI, BESTÄNDIG GEGEN HYDRAULIKÖLE AUF MINERAL-, GLYKOL- UND PFLANZLICHER BASIS : 4 SPIRALEINLAGEN AUS HOCHZUGFESTEM STAHLDRAHT : SPEZIELLES, SYNTETHISCHES GUMMI, ÖL- UND WITTERUNGSBESTÄNDIG, MIT ZUSÄTZLICHER SCHUTZSCHICHT FÜR HERVORRAGENDE ABRIEBWERTE : GEEIGNET ALS HOCHDRUCKSCHLAUCH FÜR HYDRAULIKSYSTEME IN SCHWEREN ARBEITSUMGEBUNGEN MIT HOHEN DRUCKANFORDERUNGEN
	SOTTOSTRATO RINFORZO COPERTURA IMPIEGO	: GOMMA SPECIALE SINTETICA RESISTENTE AI FLUIDI IDRAULICI CON BASE DI OLIO MINERALE E GLICOLI. : QUATTRO SPIRALI IN ACCIAIO AD ALTISSIMA RESISTENZA. : GOMMA DI MATERIALE SPECIALE COMPOSITA BI-STRATO AD ALTA ABRASIONE, RESISTENTE AGLI OLI ED AGENTI ATMOSFERICI. : PER IMPIANTI IDRAULICI CON PICCHI DI PRESSIONE SUPERIORE ALLO STANDARD. PER USI DURI.
	TUBE REINFORCEMENT REVETEMENT APPLICATION	: CAOUTCHOUC SYNTHETIQUE SPECIAL RESISTANT AUX FLUIDES HYDRAULIQUES A BASE D'HUILES MINERALES, GLICOLES ET VEGETALES : QUATRE NAPPE SPIRALES EN FIL D'ACIER HAUTE RESISTANCE. : CAOUTCHOUC DE MATIERE SPECIALE COMPOSITE BI-COUCHE RESISTANT A UNE ABRASION TRES ELEVEE, AUX HUILES, CARBURANTS ET AGENTS ATMOSPHERIQUES. : POUR LES SYSTEMES HYDRAULIQUES AVEC DES PICS DE PRESSION SUPERIEURE, DANS DES CONDITIONS SEVERES.

Dash Size	ID		ROD		OD		WP		BP		BR/r		W		L	
	inch	mm	mm	mm	mm	mm	bar	psi	bar	psi	mm	g/m	mm	mm	m	
-06	3/8"	9.5	17.1	20	280	4060	1450	21025	100	620	> 3					
-08	1/2"	12.7	20.5	23.5	280	4060	1350	19575	125	765	> 3					
-10	5/8"	16	24.6	27.6	280	4060	1350	19575	140	1060	> 3					
-12	3/4"	19	27.5	30.5	280	4060	1350	19575	150	1200	Max. 61					
-16	1"	25.4	35.1	38.1	280	4060	1300	18850	225	1800	Max. 61					
-20	1 1/4"	31.8	43.6	46.6	210	3045	1100	15950	250	2515	Max. 61					
-24	1 1/2"	38.1	50.1	53.2	175	2538	1100	15950	500	2925	Max. 61					
-32	2"	50.8	63.7	66.8	175	2538	900	13050	650	4095	Max. 61					



-40°C / +120°C
-40°F / +248°F


(+125°C DISCONTINUOUS)
(+257°F DISCONTINUOUS)

MARKING / BESCHRIFTUNG / MARCATURA / MARQUAGE: **TRANSFER TAPE**

SEL SUPER ABRA+ TS 10548/EN 856 R12 (") (DN ** mm) Max. W.P. *** Bar / **** PSI**

NORMS NORMEN NORME NORMES	EXCEED EN 856 R12 EXCEED SAE 100 R12 EXCEED TSE 10548 / EN 856 R12 ISO 1307	COLOR FARBEN COLORI COULEUR	
------------------------------------	--	--------------------------------------	--

Super High Abrasion 4 - 6 Steel Wire Spiral



TUBE : MINERAL, VEGETABLE, AND GLYCOL BASED HYDRAULIC OIL RESISTANT SPECIAL SYNTHETIC RUBBER.
 REINFORCEMENT : 4 OR 6 HIGH TENSILE STEEL SPIRAL.
 COVER : OIL, SUPER HIGH ABRASION AND WEATHER RESISTANT COMPOSITE BI-LAYER SPECIAL COMPOUND.
 APPLICATION : FOR HYDRAULIC SYSTEMS WITH HIGH PEAK PRESSURES AND ARDUOUS OPERATING CONDITIONS.



SEELE : SPEZIELLES, SYNTETHISCHES GUMMI, BESTÄNDIG GEGEN HYDRAULIKÖLE AUF MINERAL-, GLYKOL- UND PFLANZLICHER BASIS
 EINLAGE : WAHLWEISE 4 ODER 6 SPIRALEINLAGEN AUS HOCHZUGFESTEM STAHLDRAHT
 DECKE : SPEZIELLES, SYNTETHISCHES GUMMI, ÖL- UND WITTERUNGSBESTÄNDIG, MIT ZUSÄTZLICHER SCHUTZSCHICHT FÜR HERVORRAGENDE ABRIEBWERTE
 ANWENDUNG : GEEIGNET ALS HOCHDRUCKSCHLAUCH FÜR HYDRAULIKSYSTEME IN SCHWEREN ARBEITSUMGEBUNGEN MIT HOHEN DRUCKANFORDERUNGEN



SOTTOSTRATO : GOMMA SPECIALE SINTETICA RESISTENTE AI FLUIDI IDRAULICI CON BASE DI OLIO MINERALE E GLICOLI.
 RINFORZO : 4 O 6 SPIRALI IN ACCIAIO AD ALTISSIMA RESISTENZA.
 COPERTURA : GOMMA DI MATERIALE SPECIALE COMPOSITA BI-STRATO AD ALTA ABRASIONE, RESISTENTE AGLI OLI ED AGENTI ATMOSFERICI.
 IMPIEGO : PER IMPIANTI IDRAULICI CON PICCHI DI PRESSIONE SUPERIORE ALLO STANDARD. PER USI DURI.



TUBE : CAOUTCHOUC SYNTHETIQUE SPECIAL RESISTANT AUX FLUIDES HYDRAULIQUES A BASE D'HUILES MINERALES, GLICOLIS ET VEGETALES
 RENFORCEMENT : 4 OU 6 NAPPES SPIRALES EN FIL D'ACIER HAUTE RESISTANCE.
 REVETEMENT : CAOUTCHOUC DE MATIERE SPECIALE COMPOSITE BI-COUCHE RESISTANT A UNE ABRASION TRES ELEVEE, AUX HUILES, CARBURANTS ET AGENTS ATMOSPHERIQUES.
 APPLICATION : POUR LES SYSTEMES HYDRAULIQUES AVEC DES PICS DE PRESSION SUPERIEURE, DANS DES CONDITIONS SEVERES.

Dash Size	ID		ROD	OD	WP		BP		BR/r	W	L
	inch	mm	mm	mm	bar	psi	bar	psi	mm	g/m	m
-12	3/4"	19	29	32	345	5000	1380	20000	240	1645	Max. 61
-16	1"	25.4	35.1	38.4	345	5000	1380	20000	300	2080	Max. 61
-20	1 1/4"	31.8	46.3	49.3	345	5000	1380	20000	420	3865	Max. 61
-24	1 1/2"	38.1	53.7	57.3	345	5000	1380	20000	500	4850	Max. 61
-32	2"	50.8	68	71.6	345	5000	1380	20000	630	6405	Max. 61




-40°C / +120°C (+125°C DISCONTINUOUS)
 -40°F / +248°F (+257°F DISCONTINUOUS)

MARKING / BESCHRIFTUNG / MARCATURA / MARQUAGE: **TRANSFER TAPE**

SEL SUPER ABRA TS 10548/EN 856 R13 (*) (DN ** mm) Max. W.P. *** Bar / **** PSI**

NORMS	EN 856 R13	
NORMEN	SAE 100 R13	
NORME	TSE 10548 / EN 856 R13	
NORMES	ISO 1307	

Super High Abrasion 4 - 6 Steel Wire Spiral



- TUBE : MINERAL, VEGETABLE, AND GLYCOL BASED HYDRAULIC OIL RESISTANT SPECIAL SYNTHETIC RUBBER.
 REINFORCEMENT : 4 OR 6 HIGH TENSILE STEEL SPIRAL.
 COVER : OIL, SUPER HIGH ABRASION AND WEATHER RESISTANT COMPOSITE BI-LAYER SPECIAL COMPOUND.
 APPLICATION : FOR HYDRAULIC SYSTEMS WITH HIGH PEAK PRESSURES AND ARDUOUS OPERATING CONDITIONS.

- SEELE : SPEZIELLES, SYNTETHISCHES GUMMI, BESTÄNDIG GEGEN HYDRAULIKÖLE AUF MINERAL-, GLYKOL- UND PFLANZLICHER BASIS
 EINLAGE : WAHLWEISE 4 ODER 6 SPIRALEINLAGEN AUS HOCHZUGFESTEM STAHLDRAHT
 DECKE : SPEZIELLES, SYNTETHISCHES GUMMI, ÖL- UND WITTERUNGSBESTÄNDIG, MIT ZUSÄTZLICHER SCHUTZSCHICHT FÜR HERVORRAGENDE ABRIEBWERTE
 ANWENDUNG : GEEIGNET ALS HOCHDRUCKSCHLAUCH FÜR HYDRAULIKSYSTEME IN SCHWEREN ARBEITSUMGEBUNGEN MIT HOHEN DRUCKANFORDERUNGEN

- SOTTOSTRATO : GOMMA SPECIALE SINTETICA RESISTENTE AI FLUIDI IDRAULICI CON BASE DI OLIO MINERALE E GLICOLI.
 RINFORZO : 4 O 6 SPIRALI IN ACCIAIO AD ALTISSIMA RESISTENZA.
 COPERTURA : GOMMA DI MATERIALE SPECIALE COMPOSITA BI-STRATO AD ALTA ABRASIONE, RESISTENTE AGLI OLI ED AGENTI ATMOSFERICI.
 IMPIEGO : PER IMPIANTI IDRAULICI CON PICCHI DI PRESSIONE SUPERIORE ALLO STANDARD. PER USI DURI.

- TUBE : CAOUTCHOUC SYNTHETIQUE SPECIAL RESISTANT AUX FLUIDES HYDRAULIQUES A BASE D'HUILES MINERALES , GLICOLIS ET VEGETALES
 RENFORCEMENT : 4 OU 6 NAPPES SPIRALES EN FIL D'ACIER HAUTE RESISTANCE.
 REVETEMENT : CAOUTCHOUC DE MATIERE SPECIALE COMPOSITE BI-COUCHE RESISTANT A UNE ABRASION TRES ELEVEE, AUX HUILES, CARBURANTS ET AGENTS ATMOSPHERIQUES.
 APPLICATION : POUR LES SYSTEMES HYDRAULIQUES AVEC DES PICS DE PRESSION SUPERIEURE, DANS DES CONDITIONS SEVERES.

ID		ROD		OD		WP		BP		BR/r		W		L	
Dash Size	inch	mm	mm	mm	bar	psi	bar	psi	mm	g/m	m				
-06	3/8"	9.5	17.5	21.2	420	6090	1680	24360	150	750	> 3				
-08	1/2"	12.7	20.3	24.4	420	6090	1680	24360	200	900	> 3				
-10	5/8"	16	25.3	28.7	420	6090	1680	24360	235	1230	> 3				
-12	3/4"	19	28.2	32	420	6090	1680	24360	265	1505	Max. 61				
-16	1"	25.4	35.1	38.4	420	6090	1680	24360	330	2090	Max. 61				
-20	1 1/4"	31.8	46.3	49.3	420	6090	1680	24360	445	3865	Max. 61				
-24	1 1/2"	38.1	53.7	57.3	420	6090	1680	24360	530	4850	Max. 61				
-32	2"	50.8	68.4	72	420	6090	1680	24360	600	6590	Max. 61				




-40°C / +120°C (+125°C DISCONTINUOUS)
 -40°F / +248°F (+257°F DISCONTINUOUS)

MARKING / BESCHRIFTUNG / MARCATURA / MARQUAGE: **TRANSFER TAPE**

SEL SUPER ABRA SAE 100 R15 ()(DN ** mm) Max. W.P. *** Bar / **** PSI**

NORMS NORMEN NORME NORMES	SAE 100 R15 ISO 1307	COLOUR FARBEN COLORI COULEUR	
------------------------------------	-------------------------	---------------------------------------	--

High Abrasion Resistant Cover 1 Steel Wire Braid



TUBE : MINERAL, VEGETABLE AND HYDRAULIC OIL RESISTANT SPECIAL SYNTHETIC RUBBER.
 REINFORCEMENT : 1 HIGH TENSILE STEEL WIRE BRAID.
 COVER : OIL, SUPER HIGH ABRASION AND WEATHER RESISTANT SPECIAL COMPOUND.
 APPLICATION : FOR LOW-MEDIUM PRESSURE HYDRAULIC SYSTEMS IN INDUSTRY AND AGRICULTURE.



SEELE : SPEZIELLES, SYNTETHISCHES GUMMI, BESTÄNDIG GEGEN HYDRAULIKÖLE AUF MINERAL- UND PFLANZLICHER BASIS
 EINLAGE : 1 GEFLECHTEINLAGE AUS HOCHZUGFESTEM STAHLDRAHT
 DECKE : SPEZIELLES, SYNTETHISCHES GUMMI MIT HERRORRAGENDEM ABRIEBWERT, ÖL- UND WITTERUNGSBESTÄNDIG
 ANWENDUNG : GEEIGNET ALS NIEDER- UND MITTELDRUCK HYDRAULIKSCHLAUCH FÜR LANDWIRTSCHAFTS- UND BAUMASCHINEN



SOTTOSTRATO : GOMMA SPECIALE SINTETICA RESISTENTE AI FLUIDI IDRAULICI A BASE DI OLIO MINERALE E VEGETALI.
 RINFORZO : 1 TRECCIA IN ACCIAIO AD ALTA TENACITÀ.
 COPERTURA : GOMMA DI MATERIALE SPECIALE AD ALTA ABRASIONE, RESISTENTE AGLI OLI ED AGENTI ATMOSFERICI.
 IMPIEGO : PER SISTEMI CHE IMPIEGANO FLUIDI IDRAULICI A BASSA E MEDIA PRESSIONE IN INDUSTRIA E AGRICOLTURA.



TUBE : CAOUTCHOUC SYNTHETIQUE SPECIAL RESISTANT AUX HUILES HYDRAULIQUES, MINERALES ET LUBRIFIANTS.
 RENFORCEMENT : 1 TRESSE D'ACIER TRES RESISTANTE.
 REVETEMENT : CAOUTCHOUC SYNTHETIQUE DE MATIERE SPECIALE, RESISTANT A UNE ABRASION ELEVEE, AUX HUILES, CARBURANTS ET AGENTS ATMOSPHERIQUES.
 APPLICATION : POUR LES SYSTEMES HYDRAULIQUES A BASSE ET MOYENNE PRESSION DANS L'INDUSTRIE ET L'AGRICULTURE.

Dash Size	ID		ROD	OD	WP		BP		VACUUM	BR/r	W	L
	inch	mm	mm	mm	bar	psi	bar	psi	bar	mm	g/m	m
-03	3/16"	4.8	9.6	12.3	250	3625	1100	15950	- 0.80	90	200	>10
-04	1/4"	6.4	11.1	15.5	225	3263	1030	14935	- 0.80	100	295	>10
-05	5/16"	8	12.6	17.1	215	3118	970	14065	- 0.80	115	340	>10
-06	3/8"	9.5	15	19.4	180	2610	820	11890	- 0.80	130	420	>10
-08	1/2"	12.7	18.1	22.6	160	2320	700	10150	- 0.80	180	515	>10
-10	5/8"	16	21.2	25.8	130	1885	600	8700	- 0.80	200	600	>10
-12	3/4"	19	25.2	29.8	105	1523	480	6960	- 0.80	240	735	> 10
-16	1"	25.4	33.1	37.6	88	1276	375	5438	- 0.80	300	1050	> 10
-20	1 1/4"	31.8	40.2	45	63	914	280	4060	- 0.60	420	1365	max. 46
-24	1 1/2"	38.1	46.7	51.4	50	725	260	3770	- 0.60	500	1570	max. 46
-32	2"	50.8	60.2	66.4	40	580	250	3625	- 0.60	630	2325	max. 46

OPTIONS / OPTIONEN / OPZIONI / OPTIONS



-40°C / +100°C (+125°C DISCONTINUOUS)
 -40°F / +212°F (+257°F DISCONTINUOUS)





MARKING / BESCHRIFTUNG / MARCATURA / MARQUAGE: **TRANSFER TAPE, EMBOSSED OR INK JET**

SEL ARMADILLO TS 6387/EN 853 1ST (*) (DN ** mm) Max. W.P. *** Bar / **** PSI MSHA IC-84/43**

NORMS	DIN EN 853 1ST	PN-G-32010: 1997	COLOUR	
NORMEN	TS 6387 EN 853 1ST		FARBEN	
NORME	SAE 100 R1A / ISO 1436		COLORI	
NORMES	ISO 1307		COULEUR	

High Abrasion Resistant Cover 1 Steel Wire Braid



-  TUBE : MINERAL, VEGETABLE AND HYDRAULIC OIL RESISTANT SPECIAL SYNTHETIC RUBBER.
REINFORCEMENT : 1 HIGH TENSILE STEEL WIRE BRAID.
COVER : OIL, SUPER HIGH ABRASION AND WEATHER RESISTANT SPECIAL COMPOUND.
APPLICATION : FOR LOW-MEDIUM PRESSURE HYDRAULIC SYSTEMS IN INDUSTRY AND AGRICULTURE.
-  SEELE : SPEZIELLES, SYNTETHISCHES GUMMI, BESTÄNDIG GEGEN HYDRAULIKÖLE AUF MINERAL- UND PFLANZLICHER BASIS
EINLAGE : 1 GEFLECHTEINLAGE AUS HOCHZUGFESTEM STAHLDRAHT
DECKE : SPEZIELLES, SYNTETHISCHES GUMMI MIT HERRVORRAGENDEM ABRIEBWERT, ÖL- UND WITTERUNGSBESTÄNDIG
ANWENDUNG : GEEIGNET ALS NIEDER- UND MITTELDRUCK HYDRAULIKSCHLAUCH FÜR LANDWIRTSCHAFTS- UND BAUMASCHINEN
-  SOTTOSTRATO : GOMMA SPECIALE SINTETICA RESISTENTE AI FLUIDI IDRAULICI A BASE DI OLIO MINERALE E VEGETALI.
RINFORZO : 1 TRECCIA IN ACCIAIO AD ALTA TENACITÀ.
COPERTURA : GOMMA DI MATERIALE SPECIALE AD ALTA ABRASIONE, RESISTENTE AGLI OLI ED AGENTI ATMOSFERICI.
IMPIEGO : PER SISTEMI CHE IMPIEGANO FLUIDI IDRAULICI A BASSA E MEDIA PRESSIONE IN INDUSTRIA E AGRICOLTURA.
-  TUBE : CAOUTCHOUC SYNTHETIQUE SPECIAL RESISTANT AUX HUILES HYDRAULIQUES, MINERALES ET LUBRIFIANTS.
REINFORCEMENT : 1 TRESSE D'ACIER TRES RESISTANTE.
REVETEMENT : CAOUTCHOUC SYNTHETIQUE DE MATIERE SPECIALE, RESISTANT A UNE ABRASION ELEVEE, AUX HUILES, CARBURANTS ET AGENTS ATMOSPHERIQUES.
APPLICATION : POUR LES SYSTEMES HYDRAULIQUES A BASSE ET MOYENNE PRESSION DANS L'INDUSTRIE ET L'AGRICULTURE.

Dash Size	ID		ROD	OD	WP		BP		VACUUM	BR/r	W	L
	inch	mm	mm	mm	bar	psi	bar	psi	bar	mm	g/m	m
-03	3/16"	4.8	9.6	11.6	250	3625	1100	15950	- 0.80	90	180	>10
-04	1/4"	6.4	11.1	13.2	225	3263	1030	14935	- 0.80	100	225	>10
-05	5/16"	8	12.6	14.8	215	3118	970	14065	- 0.80	115	260	>10
-06	3/8"	9.5	15	17.2	180	2610	820	11890	- 0.80	130	335	>10
-08	1/2"	12.7	18.1	20.4	160	2320	700	10150	- 0.80	180	415	>10
-10	5/8"	16	21.2	23.5	130	1885	600	8700	- 0.80	200	480	>10
-12	3/4"	19	25.2	27.5	105	1523	500	7250	- 0.80	240	590	>10
-16	1"	25.4	33.1	35.4	88	1276	375	5438	- 0.80	300	880	>10
-20	1 1/4"	31.8	40.2	43.5	63	914	280	4060	- 0.60	420	1220	max. 46
-24	1 1/2"	38.1	46.7	50	50	725	260	3770	- 0.60	500	1420	max. 46
-32	2"	50.8	60.2	63.6	40	580	250	3625	- 0.60	630	1935	max. 46
-40	2 1/2"	63.5	73	76.5	40	580	200	2900	- 0.60	760	2565	max. 46
-48	3"	76.2	85	88.5	35	508	160	2320	-0.60	900	2745	max. 46


OPTIONS / OPTIONEN / OPZIONI / OPTIONS




-40°C / +100°C (+125°C DISCONTINUOUS)
-40°F / +212°F (+257°F DISCONTINUOUS)

MARKING / BESCHRIFTUNG / MARCATURA / MARQUAGE: **TRANSFER TAPE, EMBOSSED OR INK JET**

SEL **ARMADILLO** TS 6387/EN 853 1SN (**") (DN ** mm) Max. W.P. *** Bar / **** PSI MSHA IC-84/43

NORMS	DIN EN 853 1SN	PN-G-32010: 1997	COLOUR	
NORMEN	TS 6387 EN 853 1SN		FARBEN	
NORME	SAE 100 R1 AT- R1 AT Type S / ISO 1436		COLORI	
NORMES	ISO 1307		COULEUR	

High Abrasion Resistant Cover 2 Steel Wire Braid



- | | | |
|--|---|--|
| | TUBE
REINFORCEMENT
COVER
APPLICATION | : MINERAL, VEGETABLE AND HYDRAULIC OIL RESISTANT SPECIAL SYNTHETIC RUBBER.
: 2 HIGH TENSILE STEEL WIRE BRAID.
: OIL, SUPER HIGH ABRASION AND WEATHER RESISTANT SPECIAL COMPOUND.
: FOR MEDIUM-HIGH PRESSURE HYDRAULIC SYSTEMS IN INDUSTRY AND AGRICULTURE. |
| | SEELE
EINLAGE
DECKE
ANWENDUNG | : SPEZIELLES, SYNTETHISCHES GUMMI, BESTÄNDIG GEGEN HYDRAULIKÖLE AUF MINERAL- UND PFLANZLICHER BASIS
: 2 GEFLECHTSEINLAGEN AUS HOCHZUGFESTEM STAHLDRAHT
: SPEZIELLES, SYNTETHISCHES GUMMI MIT HERRORRAGENDEM ABRIEBWERT, ÖL- UND WITTERUNGSBESTÄNDIG
: GEEIGNET ALS MITTEL- UND HOCHDRUCK HYDRAULIKSCHLAUCH FÜR LANDWIRTSCHAFTS- UND BAUMASCHINEN |
| | SOTTOSTRATO
RINFORZO
COPERTURA
IMPIEGO | : GOMMA SPECIALE SINTETICA RESISTENTE AI FLUIDI IDRAULICI A BASE DI OLIO MINERALE E VEGETALI.
: 2 TRECCE IN ACCIAIO AD ALTA TENACITÀ.
: GOMMA DI MATERIALE SPECIALE AD ALTA ABRASIONE, RESISTENTE AGLI OLI ED AGENTI ATMOSFERICI.
: PER SISTEMI CHE IMPIEGANO FLUIDI IDRAULICI A MEDIA E ALTA PRESSIONE IN INDUSTRIA E AGRICOLTURA. |
| | TUBE
RENFORCEMENT
REVETEMENT
APPLICATION | : CAOUTCHOUC SYNTHETIQUE SPECIAL RESISTANT AUX HUILES HYDRAULIQUES, MINERALES ET LUBRIFIANTS.
: 2 TRESSÉS D'ACIER TRÈS RESISTANTES.
: CAOUTCHOUC SYNTHETIQUE DE MATIERE SPECIALE, RESISTANT A UNE ABRASION ELEVEE, AUX HUILES, CARBURANTS ET AGENTS ATMOSPHERIQUES.
: POUR LES SYSTEMES HYDRAULIQUES A MOYENNE ET HAUTE PRESSION DANS L'INDUSTRIE ET L'AGRICULTURE. |

Dash Size	ID		ROD		OD		WP		BP		VACUUM	BR/r	W	L
	inch	mm	mm	mm	mm	bar	psi	bar	psi	bar	mm	g/m	m	
-03	3/16"	4.8	11.1	15.5	415	6018	1850	26825	-0.95	90	365	>10		
-04	1/4"	6.4	12.8	17.1	400	5800	1700	24650	-0.95	100	450	>10		
-05	5/16"	8	14.3	18.7	350	5075	1550	22475	-0.95	115	515	>10		
-06	3/8"	9.5	16.7	21	330	4785	1450	21025	-0.95	130	635	>10		
-08	1/2"	12.7	19.8	24.2	275	3988	1300	18850	-0.95	180	745	>10		
-10	5/8"	16	22.9	27.4	250	3625	1050	15225	-0.95	200	880	>10		
-12	3/4"	19	26.9	31.4	215	3118	920	13340	-0.80	240	1080	>10		
-16	1"	25.4	34.8	39	165	2393	690	10005	-0.80	300	1450	>10		
-20	1 1/4"	31.8	44.3	49.8	125	1813	620	8990	-0.80	420	2170	max. 46		
-24	1 1/2"	38.1	50.7	56.2	90	1305	520	7540	-0.80	500	2430	max. 46		
-32	2"	50.8	63.5	68.8	78	1131	420	6090	-0.80	630	3090	max. 46		

OPTIONS / OPTIONEN / OPZIONI / OPTIONS




-40°C / +100°C (+125°C DISCONTINUOUS)
-40°F / +212°F (+257°F DISCONTINUOUS)

MARKING / BESCHRIFTUNG / MARCATURA / MARQUAGE: **TRANSFER TAPE, EMBOSSED OR INK JET**

SEL ARMADILLO TS 6387/EN 853 2ST (") (DN ** mm) Max. W.P. *** Bar / **** PSI MSHA IC-84/43**

NORMS	DIN EN 853 2ST	PN-G-32010: 1997	COLOUR	
NORMEN	TS 6387 EN 853 2ST		FARBEN	
NORME	SAE 100 R2A / ISO 1436		COLORI	
NORMES	ISO 1307		COULEUR	

High Abrasion Resistant Cover 2 Steel Wire Braid



- | | |
|--|---|
| | TUBE : MINERAL, VEGETABLE AND HYDRAULIC OIL RESISTANT SPECIAL SYNTHETIC RUBBER.
REINFORCEMENT : 2 HIGH TENSILE STEEL WIRE BRAID.
COVER : OIL, SUPER HIGH ABRASION AND WEATHER RESISTANT SPECIAL COMPOUND.
APPLICATION : FOR MEDIUM-HIGH PRESSURE HYDRAULIC SYSTEMS IN INDUSTRY AND AGRICULTURE. |
| | SEELE : SPEZIELLES, SYNTETHISCHES GUMMI, BESTÄNDIG GEGEN HYDRAULIKÖLE AUF MINERAL- UND PFLANZLICHER BASIS
EINLAGE : 2 GEFLECHTSEINLAGEN AUS HOCHZUGFESTEM STAHLDRAHT
DECKE : SPEZIELLES, SYNTETHISCHES GUMMI MIT HERRORRAGENDEM ABRIEBWERT, ÖL- UND WITTERUNGSBESTÄNDIG
ANWENDUNG : GEEIGNET ALS MITTEL- UND HOCHDRUCK HYDRAULIKSCHLAUCH FÜR LANDWIRTSCHAFTS- UND BAUMASCHINEN |
| | SOTTOSTRATO : GOMMA SPECIALE SINTETICA RESISTENTE AI FLUIDI IDRAULICI A BASE DI OLIO MINERALE E VEGETALI.
RINFORZO : 2 TRECCE IN ACCIAIO AD ALTA TENACITÀ.
COPERTURA : GOMMA DI MATERIALE SPECIALE AD ALTA ABRASIONE, RESISTENTE AGLI OLI ED AGENTI ATMOSFERICI.
IMPIEGO : PER SISTEMI CHE IMPIEGANO FLUIDI IDRAULICI A MEDIA E ALTA PRESSIONE IN INDUSTRIA E AGRICOLTURA. |
| | TUBE : CAOUTCHOUC SYNTHETIQUE SPECIAL RESISTANT AUX HUILES HYDRAULIQUES, MINERALES ET LUBRIFIANTS.
RENFORCEMENT : 2 TRESSÉS D'ACIER TRÈS RESISTANTES.
REVETEMENT : CAOUTCHOUC SYNTHETIQUE DE MATIERE SPECIALE, RESISTANT A UNE ABRASION ELEVEE, AUX HUILES, CARBURANTS ET AGENTS ATMOSPHERIQUES.
APPLICATION : POUR LES SYSTEMES HYDRAULIQUES A MOYENNE ET HAUTE PRESSION DANS L'INDUSTRIE ET L'AGRICULTURE. |

Dash Size	inch	mm	mm	mm	bar	psi	bar	psi	bar	mm	g/m	m
-03	3/16"	4.8	11.1	13.3	415	6018	1850	26825	-0.95	90	300	>10
-04	1/4"	6.4	12.8	15	400	5800	1700	24650	-0.95	100	380	>10
-05	5/16"	8	14.3	16.5	350	5075	1550	22475	-0.95	115	430	>10
-06	3/8"	9.5	16.7	18.9	330	4785	1450	21025	-0.95	130	545	>10
-08	1/2"	12.7	19.8	22.2	275	3988	1300	18850	-0.95	180	645	>10
-10	5/8"	16	22.9	25.2	250	3625	1050	15225	-0.95	200	755	>10
-12	3/4"	19	26.9	29.2	215	3118	920	13340	-0.80	240	935	>10
-16	1"	25.4	34.8	37.2	165	2393	690	10005	-0.80	300	1300	>10
-20	1 1/4"	31.8	44.3	47.3	125	1813	620	8990	-0.80	420	1910	max. 46
-24	1 1/2"	38.1	50.7	53.7	90	1305	520	7540	-0.80	500	2135	max. 46
-32	2"	50.8	63.5	66.7	78	1131	420	6090	-0.80	630	2785	max. 46
-40	2 1/2"	63.5	75.2	79.8	69	1000	300	4350	-0.60	760	3855	max. 46
-48	3"	76.2	87.4	91.9	50	725	240	3480	-0.60	900	4090	max. 46

OPTIONS / OPTIONEN / OPZIONI / OPTIONS




-40°C / +100°C (+125°C DISCONTINUOUS)
-40°F / +212°F (+257°F DISCONTINUOUS)

MARKING / BESCHRIFTUNG / MARCATURA / MARQUAGE: **TRANSFER TAPE, EMBOSSED OR INK JET**

SEL **ARMADILLO** TS 6387/EN 853 2SN (**") (DN ** mm) Max. W.P. *** Bar / **** PSI MSHA IC-84/43

NORMS	DIN EN 853 2SN	PN-G-32010: 1997	COLOUR	
NORMEN	TS 6387 EN 853 2SN		FARBEN	
NORME	SAE 100 R2 AT - R2 AT Type S / ISO 1436		COLORI	
NORMES	ISO 1307		COULEUR	

High Abrasion Resistant Cover 1 Steel Wire Braid



	TUBE REINFORCEMENT COVER APPLICATION	: MINERAL, VEGETABLE AND HYDRAULIC OIL RESISTANT SPECIAL SYNTHETIC RUBBER. : 1 HIGH TENSILE STEEL WIRE BRAID. : OIL, SUPER HIGH ABRASION AND WEATHER RESISTANT SPECIAL COMPOUND. : FOR LOW-MEDIUM PRESSURE HYDRAULIC SYSTEMS USING HYDRAULIC OILS, MINERAL AND VEGETABLE LUBRICANTS.
	SEELE EINLAGE DECKE ANWENDUNG	: SPEZIELLES, SYNTETHISCHES GUMMI, BESTÄNDIG GEGEN HYDRAULIKÖLE AUF MINERAL- UND PFLANZLICHER BASIS : 1 GEFLECHTEINLAGE AUS HOCHZUGFESTEM STAHLDRAHT : SPEZIELLES, SYNTETHISCHES GUMMI MIT HERRORRAGENDEM ABRIEBWERT, ÖL- UND WITTERUNGSBESTÄNDIG : GEEIGNET ALS NIEDER-UND MITTELDRUCK HYDRAULIKSCHLAUCH FÜR LANDWIRTSCHAFTS- UND BAUMASCHINEN ZUR VERWENDUNG MIT MINERAL- UND BIOLOGISCHE ÖLE
	SOTTOSTRATO RINFORZO COPERTURA IMPIEGO	: GOMMA SPECIALE SINTETICA RESISTENTE AI FLUIDI IDRAULICI A BASE DI OLIO MINERALE E VEGETALI. : 1 TRECCIA IN ACCIAIO AD ALTA TENACITÀ. : GOMMA DI MATERIALE SPECIALE AD ALTA ABRASIONE, RESISTENTE AGLI OLI ED AGENTI ATMOSFERICI. : PER SISTEMI A PRESSIONE BASSA-MEDIA CHE IMPIEGANO FLUIDI IDRAULICI A BASE DI OLIO MINERALE, LUBRIFICANTI VEGETALI E MINERALI, GREGGIO ETC.
	TUBE REINFORCEMENT REVETEMENT APPLICATION	: CAOUTCHOUC SYNTHETIQUE SPECIAL RESISTANT AUX HUILES HYDRAULIQUES, MINERALES ET LUBRIFIANTS. : 1 TRESSE D'ACIER TRES RESISTANTE : CAOUTCHOUC SYNTHETIQUE DE MATIERE SPECIALE, RESISTANT A UNE ABRASION ELEVEE, AUX HUILES, CARBURANTS ET AGENTS ATMOSPHERIQUES. : POUR LES SYSTEMES HYDRAULIQUES A BASSE ET MOYENNE PRESSION, UTILISANT LES HUILES HYDRAULIQUES A BASE D'HUILES MINERALES, LUBRIFIANTS VEGETAUX ET GRAISSES.

Dash Size	ID		ROD		OD		WP		BP		VACUUM	BR/r	W	L
	inch	mm	mm	mm	bar	psi	bar	psi	bar	mm	g/m	m		
-04	1/4"	6,4	10,4	12,2	225	3263	1100	15950	-0.80	50	180	>10		
-05	5/16"	8	11,5	13,6	215	3118	1000	14500	-0.80	55	205	>10		
-06	3/8"	9,5	13,6	15,5	180	2610	900	13050	-0.80	60	260	>10		
-08	1/2"	12,7	17,0	19,0	160	2320	800	11600	-0.80	70	350	>10		
-10	5/8"	16	20,4	22,4	130	1885	650	9425	-0.80	90	425	>10		
-12	3/4"	19	23,8	25,8	105	1523	520	7540	-0.80	100	500	>10		
-16	1"	25,4	31,3	33,4	88	1276	430	6235	-0.80	160	740	>10		
-20	1 1/4"	31,8	38,4	41,5	63	914	400	5800	-0.60	210	1030	max.46		
-24	1 1/2"	38,1	45,0	48,0	50	725	320	4640	-0.60	300	1230	max.46		
-32	2"	50,8	58,0	61,0	40	580	220	3190	-0.60	400	1555	max.46		
-40	2 1/2"	63,5	70,5	73,5	40	580	200	2900	-0.60	760	2140	max.46		
-48	2 1/2"	76,2	85,0	88,2	35	508	160	2320	-0.60	900	2785	max.46		

OPTIONS / OPTIONEN / OPZIONI / OPTIONS




-40°C / +100°C (+125°C DISCONTINUOUS)
-40°F / +212°F (+257°F DISCONTINUOUS)

MARKING / BESCHRIFTUNG / MARCATURA / MARQUAGE: **TRANSFER TAPE, EMBOSSED OR INK JET**

SEL **ARMADILLO** TS EN 857 1SC (***) (DN ** mm) Max. W.P. *** Bar / **** PSI MSHA IC-84/43

NORMS	EN 857 1SC	ISO 1307	COLOUR	
NORMEN	PN-G-32010: 1997		FARBEN	
NORME	ISO 11237-1 1SC		COLORI	
NORMES	TS EN 857 1SC		COULEUR	

High Abrasion Resistant Cover 2 Steel Wire Braid



- | | |
|--|---|
| | TUBE : MINERAL, VEGETABLE AND HYDRAULIC OIL RESISTANT SPECIAL SYNTHETIC RUBBER.
REINFORCEMENT : 2 HIGH TENSILE STEEL WIRE BRAID.
COVER : OIL, SUPER HIGH ABRASION AND WEATHER RESISTANT SPECIAL COMPOUND.
APPLICATION : FOR MEDIUM-HIGH PRESSURE HYDRAULIC SYSTEMS USING HYDRAULIC OILS, MINERAL AND VEGETABLE LUBRICANTS. |
| | SEELE : SPEZIELLES, SYNTETHISCHES GUMMI, BESTÄNDIG GEGEN HYDRAULIKÖLE AUF MINERAL- UND PFLANZLICHER BASIS
EINLAGE : 2 GEFLECHTSEINLAGEN AUS HOCHZUGFESTEM STAHLDRAHT
DECKE : SPEZIELLES, SYNTETHISCHES GUMMI MIT HERRVORRAGENDEM ABRIEBWERT, ÖL- UND WITTERUNGSBESTÄNDIG
ANWENDUNG : GEEIGNET ALS MITTEL- UND HOCHDRUCK HYDRAULIKSCHLAUCH FÜR LANDWIRTSCHAFTS- UND BAUMASCHINEN ZUR VERWENDUNG MIT MINERAL- UND BIOLOGISCHE ÖLE |
| | SOTTOSTRATO : GOMMA SPECIALE SINTETICA RESISTENTE AI FLUIDI IDRAULICI A BASE DI OLIO MINERALE E VEGETALI.
RINFORZO : 2 TRECCE IN ACCIAIO AD ALTA TENACITÀ.
COPERTURA : GOMMA DI MATERIALE SPECIALE AD ALTA ABRASIONE, RESISTENTE AGLI OLI ED AGENTI ATMOSFERICI.
IMPIEGO : PER SISTEMI A PRESSIONE MEDIA-ALTA CHE IMPIEGANO FLUIDI IDRAULICI A BASE DI OLIO MINERALE, LUBRIFICANTI VEGETALI E MINERALI, GREGGIO ETC. |
| | TUBE : CAOUTCHOUC SYNTHETIQUE SPECIAL RESISTANT AUX HUILES HYDRAULIQUES, MINERALES ET LUBRIFIANTS.
REINFORCEMENT : 2 TRESSÉS D'ACIER TRÈS RESISTANTES.
REVETEMENT : CAOUTCHOUC SYNTHETIQUE DE MATIERE SPECIALE, RESISTANT A UNE ABRASION ELEVEE, AUX HUILES, CARBURANTS ET AGENTS ATMOSPHERIQUES.
APPLICATION : POUR LES SYSTEMES HYDRAULIQUES A MOYENNE ET HAUTE PRESSION, UTILISANT LES HUILES HYDRAULIQUES A BASE D'HUILES MINERALES, LUBRIFIANTS VEGETAUX ET GRAISSES. |

Dash Size	ID		ROD		OD		WP		BP		VACUUM	BR/r	W	L
	inch	mm	mm	mm	mm	mm	bar	psi	bar	psi	bar	mm	g/m	m
-04	1/4"	6,4	11,1	13,2	400	5800	1850	26825	-0.95	45	290	>10		
-05	5/16"	8	12,9	15	350	5075	1700	24650	-0.95	55	335	>10		
-06	3/8"	9,5	15	17,1	330	4785	1550	22475	-0.95	65	415	>10		
-08	1/2"	12,7	18,6	20,7	275	3988	1300	18850	-0.95	80	580	>10		
-10	5/8"	16	21,7	23,8	250	3625	1150	16675	-0.95	90	690	>10		
-12	3/4"	19	25,6	27,7	215	3118	1000	14500	-0.80	120	815	>10		
-16	1"	25,4	33,3	35,5	165	2393	840	12180	-0.80	160	1180	>10		
-20	1 1/4"	31,8	41,1	43,6	125	1813	580	8410	-0.80	250	1540	max.46		
-24	1 1/2"	38,1	47,7	50,7	100	1450	470	6815	-0.80	300	1895	max.46		
-32	2"	50,8	60,4	63,4	90	1305	380	5510	-0.80	400	2425	max.46		
-40	2 1/2"	63,5	73,0	76,0	70	1015	330	4785	-0.60	760	2945	max.46		
-48	3"	76,2	87,8	90,5	45	652,5	260	3770	-0.60	900	3975	max.46		

OPTIONS / OPTIONEN / OPZIONI / OPTIONS




-40°C / +100°C (+125°C DISCONTINUOUS)
-40°F / +212°F (+257°F DISCONTINUOUS)

MARKING / BESCHRIFTUNG / MARCATURA / MARQUAGE: **TRANSFER TAPE, EMBOSSED OR INK JET**

SEL ARMADILLO TS EN 857 2SC (*) (DN ** mm) Max. W.P. *** Bar / **** PSI MSHA IC-84/43** → → →

NORMS	EN 857 TYPE 2SC	PN-G-32010: 1997	COLOUR	
NORMEN	ISO 11237-1 2SC		FARBEN	
NORME	TS EN 857 2SC		COLORI	
NORMES	ISO 1307		COULEUR	

High Abrasion Resistant Cover 2 Steel Wire Braid



TUBE : MINERAL, VEGETABLE AND HYDRAULIC OIL RESISTANT SPECIAL SYNTHETIC RUBBER.
 REINFORCEMENT : 2 HIGH TENSILE STEEL WIRE BRAID.
 COVER : OIL, SUPER HIGH ABRASION AND WEATHER RESISTANT SPECIAL COMPOUND.
 APPLICATION : FOR MEDIUM-HIGH PRESSURE HYDRAULIC SYSTEMS USING HYDRAULIC OILS, MINERAL AND VEGETABLE LUBRICANTS.



SEELE : SPEZIELLES, SYNTETHISCHES GUMMI, BESTÄNDIG GEGEN HYDRAULIKÖLE AUF MINERAL- UND PFLANZLICHER BASIS
 EINLAGE : 2 GEFLECHTSEINLAGEN AUS HOCHZUGFESTEM STAHLDRAHT
 DECKE : SPEZIELLES, SYNTETHISCHES GUMMI MIT HERVORRAGENDEM ABRIEBWERT, ÖL- UND WITTERUNGSBESTÄNDIG
 ANWENDUNG : GEEIGNET ALS MITTEL- UND HOCHDRUCK HYDRAULIKSCHLAUCH FÜR LANDWIRTSCHAFTS- UND BAUMASCHINEN ZUR VERWENDUNG MIT MINERAL- UND BIOLOGISCHE ÖLE



SOTTOSTRATO : GOMMA SPECIALE SINTETICA RESISTENTE AI FLUIDI IDRAULICI A BASE DI OLIO MINERALE E VEGETALI.
 RINFORZO : 2 TRECCE IN ACCIAIO AD ALTA TENACITÀ.
 COPERTURA : GOMMA DI MATERIALE SPECIALE AD ALTA ABRASIONE, RESISTENTE AGLI OLI ED AGENTI ATMOSFERICI.
 IMPIEGO : PER SISTEMI A PRESSIONE MEDIA-ALTA CHE IMPIEGANO FLUIDI IDRAULICI A BASE DI OLIO MINERALE, LUBRIFICANTI VEGETALI E MINERALI, GREGGIO ETC.



TUBE : CAOUTCHOUC SYNTHETIQUE SPECIAL RESISTANT AUX HUILES HYDRAULIQUES, MINERALES ET LUBRIFIANTS.
 RENFORCEMENT : 2 TRESSÉS D'ACIER TRÈS RESISTANTES.
 REVETEMENT : CAOUTCHOUC SYNTHETIQUE DE MATIÈRE SPECIALE, RESISTANT A UNE ABRASION ELEVEE, AUX HUILES, CARBURANTS ET AGENTS ATMOSPHERIQUES.
 APPLICATION : POUR LES SYSTEMES HYDRAULIQUES A MOYENNE ET HAUTE PRESSION, UTILISANT LES HUILES HYDRAULIQUES A BASE D'HUILES MINERALES, LUBRIFIANTS VEGETAUX ET GRAISSES.

Dash Size	ID		ROD	OD	WP		BP		BR/r	W	L
	inch	mm	mm	mm	bar	psi	bar	psi	mm	g/m	m
-04	1/4"	6.4	11.1	13.2	400	5800	1900	27550	50	290	>10
-05	5/16"	8	12.9	15	350	5705	1700	24650	55	335	>10
-06	3/8"	9.5	15	17.1	330	4785	1550	22475	65	415	>10
-08	1/2"	12.7	18.6	20.7	275	3988	1350	19575	90	580	>10
-10	5/8"	16	21.7	23.8	250	3625	1200	17400	100	690	>10
-12	3/4"	19	25.6	27.7	215	3118	1000	14500	120	815	>10
-16	1"	25.4	33.3	35.5	165	2393	750	10875	150	1180	>10
-20	1 1/4"	31.8	39.4	42.6	125	1813	550	7975	210	1500	max.46

OPTIONS / OPTIONEN / OPZIONI / OPTIONS



-40°C / +100°C (+125°C DISCONTINUOUS)
 -40°F / +212°F (+257°F DISCONTINUOUS)


MARKING / BESCHRIFTUNG / MARCATURA / MARQUAGE: **TRANSFER TAPE, EMBOSSED OR INK JET**

SEL ARMADILLO SAE 100 R16 (*) (DN ** mm) Max. W.P. *** Bar / **** PSI MSHA IC-84/43** → → →

NORMS	SAE 100 R16	COLOUR	
NORMEN	ISO 11237-1 R16	FARBEN	
NORME	PN-G-32010:1997	COLORI	
NORMES	ISO 1307	COULEUR	

High Abrasion Resistant Cover

1 - 2 Steel Wire Braid



	TUBE REINFORCEMENT COVER APPLICATION	: MINERAL, VEGETABLE AND HYDRAULIC OIL RESISTANT SPECIAL SYNTHETIC RUBBER. : 1 OR 2 HIGH TENSILE STEEL WIRE BRAID. : OIL, SUPER HIGH ABRASION AND WEATHER RESISTANT SPECIAL COMPOUND. : FOR MEDIUM PRESSURE HYDRAULIC SYSTEMS IN INDUSTRY AND AGRICULTURE.
	SEELE EINLAGE DECKE ANWENDUNG	: SPEZIELLES, SYNTETHISCHES GUMMI, BESTÄNDIG GEGEN HYDRAULIKÖLE AUF MINERAL- UND PFLANZLICHER BASIS : WAHLWEISE 1 ODER 2 GEFLECHTSEINLAGEN AUS HOCHZUGFESTEM STAHLDRAHT : SPEZIELLES, SYNTETHISCHES GUMMI MIT HERVORRAGENDEM ABRIEBWERT, ÖL- UND WITTERUNGSBESTÄNDIG : GEEIGNET ALS MITTELDRUCK HYDRAULIKSCHLAUCH FÜR LANDWIRTSCHAFTS- UND BAUMASCHINEN ZUR VERWENDUNG MIT MINERAL- UND BIOLOGISCHE ÖLE
	SOTTOSTRATO RINFORZO COPERTURA IMPIEGO	: GOMMA SPECIALE SINTETICA RESISTENTE AI FLUIDI IDRAULICI A BASE DI OLIO MINERALE E VEGETALI. : 1 O 2 TRECCE IN ACCIAIO AD ALTA TENACITÀ. : GOMMA DI MATERIALE SPECIALE AD ALTA ABRASIONE, RESISTENTE AGLI OLI ED AGENTI ATMOSFERICI. : PER SISTEMI CHE IMPIEGANO FLUIDI IDRAULICI A MEDIA PRESSIONE IN INDUSTRIA E AGRICOLTURA.
	TUBE REINFORCEMENT REVETEMENT APPLICATION	: CAOUTCHOUC SYNTHETIQUE SPECIAL RESISTANT AUX HUILES HYDRAULIQUES, MINERALES ET LUBRIFIANTS. : 1 OU 2 TRESSÉS D'ACIER TRÈS RESISTANTES. : CAOUTCHOUC SYNTHETIQUE DE MATIERE SPECIALE, RESISTANT A UNE ABRASION ELEVEE, AUX HUILES, CARBURANTS ET AGENTS ATMOSPHERIQUES. : POUR LES SYSTEMES HYDRAULIQUES A MOYENNE PRESSION DANS L'INDUSTRIE ET L'AGRICULTURE.

ID		ROD		OD		WP		BP		BR/r	W	L
Dash Size	inch	mm	mm	mm	bar	psi	bar	psi	mm	g/m	m	

H31C-ONE WIRE

-04	1/4"	6.4	10.4	12.2	210	3045	1050	15225	50	180	>10
-05	5/16"	8	11.5	13.6	210	3045	1000	14500	55	205	>10
-06	3/8"	9.5	13.6	15.5	210	3045	950	13775	65	270	>10
-08	1/2"	12.7	16.8	19	210	3045	900	13050	90	360	>10

H32C-TWO WIRES

-08	1/2"	12.7	18.6	20.7	210	3045	1300	18850	90	580	>10
-10	5/8"	16	21.7	23.8	210	3045	1100	15950	100	690	>10
-12	3/4"	19	25.6	27.7	210	3045	950	13775	120	815	>10
-16	1"	25.4	33.3	36	210	3045	900	13050	150	1220	10-46

OPTIONS / OPTIONEN / OPZIONI / OPTIONS




-40°C / +100°C (+125°C DISCONTINUOUS)
-40°F / +212°F (+257°F DISCONTINUOUS)

MARKING / BESCHRIFTUNG / MARCATURA / MARQUAGE: TRANSFER TAPE, EMBOSSED OR INK JET

	ARMADILLO	SAE 100 R17-1 (**) (DN ** mm) Max. W.P. *** Bar / **** PSI	MSHA IC-84/43	
	ARMADILLO	SAE 100 R17-2 (**) (DN ** mm) Max. W.P. *** Bar / **** PSI	MSHA IC-84/43	

NORMS NORMEN NORME NORMES	SAE 100 R17 ISO 11237-1 R17 PN-G-32010:1997 ISO 1307	COLOUR FARBEN COLORI COULEUR	
------------------------------------	---	---------------------------------------	--

High Abrasion Resistant Cover 4 Steel Wire Spiral



TUBE : MINERAL, VEGETABLE, ESTER BASED OILS AND GLYCOL BASED HYDRAULIC OIL RESISTANT SPECIAL SYNTHETIC RUBBER.
 REINFORCEMENT : 4 HIGH TENSILE STEEL SPIRAL.
 COVER : OIL, SUPER HIGH ABRASION AND WEATHER RESISTANT SPECIAL COMPOUND.
 APPLICATION : FOR HYDRAULIC SYSTEMS WITH HIGH PEAK PRESSURES AND ARDUOUS OPERATING CONDITIONS.



SEELE : SPEZIELLES, SYNTETHISCHES GUMMI, BESTÄNDIG GEGEN HYDRAULIKÖLE AUF MINERAL-, ESTER BASIS ÖL, GLYKOL- UND PFLANZLICHER BASIS
 EINLAGE : 4 SPIRALEINLAGEN AUS HOCHZUGFESTEM STAHLDRAHT
 DECKE : SPEZIELLES, SYNTETHISCHES GUMMI MIT HERVORRAGENDEM ABRIEBWERT, ÖL- UND WITTERUNGSBESTÄNDIG
 ANWENDUNG : GEEIGNET ALS HOCHDRUCKSCHLAUCH FÜR HYDRAULIKSYSTEME IN SCHWEREN ARBEITSUMGEBUNGEN MIT HOHEN DRUCKANFORDERUNGEN



SOTTOSTRATO : GOMMA SPECIALE SINTETICA RESISTENTE AI FLUIDI IDRAULICI CON BASE DI OLIO MINERALE BASE ESTERE E GLICOLI.
 RINFORZO : 4 SPIRALI IN ACCIAIO AD ALTISSIMA RESISTENZA.
 COPERTURA : GOMMA DI MATERIALE SPECIALE AD ALTA ABRASIONE, RESISTENTE AGLI OLI ED AGENTI ATMOSFERICI.
 IMPIEGO : PER IMPIANTI IDRAULICI CON PICCHI DI PRESSIONE SUPERIORE ALLO STANDARD. PER USI DURI.



TUBE : CAOUTCHOUC SYNTHETIQUE SPECIAL RESISTANT AUX FLUIDES HYDRAULIQUES A BASE D'HUILES MINERALES, BASE D'ESTER GLIQUES ET VEGETALES
 REINFORCEMENT : 4 NAPPES SPIRALES EN FIL D'ACIER HAUTE RESISTANCE.
 REVETEMENT : CAOUTCHOUC SYNTHETIQUE DE MATIERE SPECIALE, RESISTANT A UNE ABRASION ELEVEE, AUX HUILES, CARBURANTS ET AGENTS ATMOSPHERIQUES.
 APPLICATION : POUR LES SYSTEMES HYDRAULIQUES AVEC DES PICS DE PRESSION SUPERIEURE, DANS DES CONDITIONS SEVERES.

Dash Size	ID		ROD	OD	WP		BP		BR/r	W	L
	inch	mm	mm	mm	bar	psi	bar	psi	mm	g/m	m
-04	1/4"	6.4	14.6	17.6	450	6525	1800	26100	150	575	> 3
-06	3/8"	9.5	17.5	21.2	445	6453	1780	25810	180	740	> 3
-08	1/2"	12.7	20.3	24.4	415	6018	1660	24070	230	880	> 3
-10	5/8"	16	23.8	28	350	5075	1400	20300	250	1050	> 3
-12	3/4"	19	28.2	32	350	5075	1400	20300	300	1495	Max. 61
-16	1"	25.4	35.1	39.1	280	4060	1120	16240	340	1895	Max. 61

OPTIONS / OPTIONEN / OPZIONI / OPTIONS



-40°C / +100°C (+125°C DISCONTINUOUS)
 -40°F / +212°F (+257°F DISCONTINUOUS)


MARKING / BESCHRIFTUNG / MARCATURA / MARQUAGE: **TRANSFER TAPE OR EMBOSSED**

SEL **ARMADILLO** TS 10548/EN 856 4SP (**)(DN ** mm) Max. W.P. *** Bar / **** PSI MSHA IC-84/43

NORMS	DIN 20023 PART 1 TYPE 4SP PN-G-32010:1997	COLOUR	
NORMEN	EN 856 4SP	FARBEN	
NORME	TS 10548 / EN 856 4 SP	COLORI	
NORMES	ISO 1307	COULEUR	

High Abrasion Resistant Cover 4 Steel Wire Spiral

Exceed EN 856 4SP



TUBE : MINERAL, VEGETABLE, ESTER BASED OILS AND GLYCOL BASED HYDRAULIC OIL RESISTANT SPECIAL SYNTHETIC RUBBER.
 REINFORCEMENT : 4 HIGH TENSILE STEEL SPIRAL.
 COVER : OIL, SUPER HIGH ABRASION AND WEATHER RESISTANT SPECIAL COMPOUND.
 APPLICATION : FOR HYDRAULIC SYSTEMS WITH HIGH PEAK PRESSURES AND ARDUOUS OPERATING CONDITIONS.



SEELE : SPEZIELLES, SYNTETHISCHES GUMMI, BESTÄNDIG GEGEN HYDRAULIKÖLE AUF MINERAL-, ESTER BASIS ÖL, GLYKOL- UND PFLANZLICHER BASIS
 EINLAGE : 4 SPIRALEINLAGEN AUS HOCHZUGFESTEM STAHLDRAHT
 DECKE : SPEZIELLES, SYNTETHISCHES GUMMI MIT HERRORAGENDEM ABRIEWERT, ÖL- UND WITTERUNGSBESTÄNDIG
 ANWENDUNG : GEEIGNET ALS HOCHDRUCKSCHLAUCH FÜR HYDRAULIKSYSTEME IN SCHWEREN ARBEITSUMGEBUNGEN MIT HOHEN DRUCKANFORDERUNGEN



SOTTOSTRATO : GOMMA SPECIALE SINTETICA RESISTENTE AI FLUIDI IDRAULICI CON BASE DI OLIO MINERALE BASE ESTERE E GLICOLI.
 RINFORZO : 4 SPIRALI IN ACCIAIO AD ALTISSIMA RESISTENZA.
 COPERTURA : GOMMA DI MATERIALE SPECIALE AD ALTA ABRASIONE, RESISTENTE AGLI OLI ED AGENTI ATMOSFERICI.
 IMPIEGO : PER IMPIANTI IDRAULICI CON PICCHI DI PRESSIONE SUPERIORE ALLO STANDARD. PER USI DURI.



TUBE : CAOUTCHOUC SYNTHETIQUE SPECIAL RESISTANT AUX FLUIDES HYDRAULIQUES A BASE D'HUILES MINERALES, BASE D'ESTER, GLICOL ET VEGETALES
 RENFORCEMENT : 4 NAPES SPIRALES EN FIL D'ACIER HAUTE RESISTANCE.
 REVETEMENT : CAOUTCHOUC SYNTHETIQUE DE MATIERE SPECIALE, RESISTANT A UNE ABRASION ELEVEE, AUX HUILES, CARBURANTS ET AGENTS ATMOSPHERIQUES.
 APPLICATION : POUR LES SYSTEMES HYDRAULIQUES AVEC DES PICS DE PRESSION SUPERIEURE, DANS DES CONDITIONS SEVERES.

Dash Size	ID		ROD	OD	WP		BP		BR/r	W	L
	inch	mm	mm	mm	bar	psi	bar	psi	mm	g/m	m
-04	1/4"	6.4	14.6	17.6	500	7250	2000	29000	100	565	> 3
-06	3/8"	9.5	17.5	21.2	460	6670	2000	29000	110	725	> 3
-08	1/2"	12.7	20.3	24.4	425	6163	1750	25375	120	860	> 3
-10	5/8"	16	23.8	28	400	5800	1600	23200	140	1130	> 3
-12	3/4"	19	28.2	32	380	5510	1600	23200	170	1460	Max. 61
-16	1"	25.4	35.1	39.1	320	4640	1400	20300	340	1885	Max. 61
-20	1 1/4"	31.8	46	50	210	3045	1200	17400	460	2940	Max. 61
-24	1 1/2"	38.1	52.4	56.4	185	2683	1050	15225	560	3505	Max. 61
-32	2"	50.8	65.3	69.2	175	2538	1000	14500	660	4570	Max. 61

OPTIONS / OPTIONEN / OPZIONI / OPTIONS



- * HOSE TESTED OVER 1 MILLION DYNAMIC IMPULSE CYCLES AT WP (100°C). COMPATIBLE WITH BIOLOGICAL AND MINERAL OILS.
- * DIE SCHLÄUCHE SIND AUF 1 MIL. ZYKLEN IMPULS GEPRÜFT (100°C). DIE SCHLAUCHSEELE IST SOWOHL AUF BIOLOGISCHE-, ALS AUCH SYNTHETISCHEÖLE VERTÄGLICH.
- * TUBO TESTATO SU 1 MILLIONE DI CICLI IMPULSI DINAMICI AT WP (100°C). COMPATIBILE CON FLUIDI IDRAULICI BIODEGRADABILI E OLI MINERALI.
- * FLEXIBLE ESSAYE A 1 MILLION DE CYCLES D'IMPULSION DYNAMIQUE AT WP (100°C). COMPATIBLE AVEC LES HUILES BIOLOGIQUES ET MINERALES.




-40°C / +100°C (+125°C DISCONTINUOUS)
 -40°F / +212°F (+257°F DISCONTINUOUS)

MARKING / BESCHRIFTUNG / MARCATURA / MARQUAGE: **TRANSFER TAPE OR EMBOSSED**

SEL ARMADILLO+ TS 10548/EN 856 4SP ()(DN ** mm) Max. W.P. *** Bar / **** PSI MSHA IC-84/43** → → →

NORMS	EXCEED DIN 20023 PART 1 TYPE 4SP	PN-G-32010:1997	COLOUR	
NORMEN	EXCEED EN 856 4SP		FARBEN	
NORME	EXCEED TS 10548 EN 856 4 SP		COLORI	
NORMES	ISO 1307		COULEUR	

High Abrasion Resistant Cover 4 Steel Wire Spiral



TUBE : MINERAL, ESTER BASED OIL, VEGETABLE, AND GLYCOL BASED HYDRAULIC OIL RESISTANT SPECIAL SYNTHETIC RUBBER.
 REINFORCEMENT : 4 HIGH TENSILE STEEL SPIRAL.
 COVER : OIL, SUPER HIGH ABRASION AND WEATHER RESISTANT SPECIAL COMPOUND.
 APPLICATION : FOR HYDRAULIC SYSTEMS WITH HIGH PEAK PRESSURES AND ARDUOUS OPERATING CONDITIONS.



SEELE : SPEZIELLES, SYNTETHISCHES GUMMI, BESTÄNDIG GEGEN HYDRAULIKÖLE AUF MINERAL-, ESTER BASIS ÖL, GLYKOL- UND PFLANZLICHER BASIS
 EINLAGE : 4 SPIRALEINLAGEN AUS HOCHZUGFESTEM STAHLDRAHT
 DECKE : SPEZIELLES, SYNTETHISCHES GUMMI MIT HERVORRAGENDEM ABRIEBWERT, ÖL- UND WITTERUNGSBESTÄNDIG
 ANWENDUNG : GEEIGNET ALS HOCHDRUCKSCHLAUCH FÜR HYDRAULIKSYSTEME IN SCHWEREN ARBEITSUMGEBUNGEN MIT HOHEN DRUCKANFORDERUNGEN



SOTTOSTRATO : GOMMA SPECIALE SINTETICA RESISTENTE AI FLUIDI IDRAULICI CON BASE DI OLIO MINERALE BASE ESTERE E GLICOLI.
 RINFORZO : 4 SPIRALI IN ACCIAIO AD ALTISSIMA RESISTENZA.
 COPERTURA : GOMMA DI MATERIALE SPECIALE AD ALTA ABRASIONE, RESISTENTE AGLI OLI ED AGENTI ATMOSFERICI.
 IMPIEGO : PER IMPIANTI IDRAULICI CON PICCHI DI PRESSIONE SUPERIORE ALLO STANDARD. PER USI DURI.



TUBE : CAOUTCHOUC SYNTHETIQUE SPECIAL RESISTANT AUX FLUIDES HYDRAULIQUES A BASE D'HUILES MINERALES, BASE D'ESTER, GLICOLES ET VEGETALES
 REINFORCEMENT : 4 NAPPES SPIRALES EN FIL D'ACIER HAUTE RESISTANCE.
 REVETEMENT : CAOUTCHOUC SYNTHETIQUE DE MATIERE SPECIALE, RESISTANT A UNE ABRASION ELEVEE, AUX HUILES, CARBURANTS ET AGENTS ATMOSPHERIQUES.
 APPLICATION : POUR LES SYSTEMES HYDRAULIQUES AVEC DES PICS DE PRESSION SUPERIEURE, DANS DES CONDITIONS SEVERES.

Dash Size	ID		ROD		OD		WP		BP		BR/r	W	L
	inch	mm	mm	mm	mm	mm	bar	psi	bar	psi	mm	g/m	m
-10	5/8"	16	25.3	28.7	420	6090	1680	24360	240	1205	> 3		
-12	3/4"	19	28.2	32	420	6090	1680	24360	280	1475	Max. 61		
-16	1"	25.4	35.1	38.4	380	5510	1520	22040	340	2060	Max. 61		
-20	1 1/4"	31.8	41.9	45.2	350	5075	1400	20300	460	2395	Max. 61		
-24	1 1/2"	38.1	48.8	53	290	4205	1160	16820	560	3205	Max. 61		
-32	2"	50.8	63.2	67.6	250	3625	1000	14500	700	4400	Max. 61		

OPTIONS / OPTIONEN / OPZIONI / OPTIONS



-40°C / +100°C (+125°C DISCONTINUOUS)
 -40°F / +212°F (+257°F DISCONTINUOUS)


MARKING / BESCHRIFTUNG / MARCATURA / MARQUAGE: **TRANSFER TAPE OR EMBOSSED**

SEL ARMADILLO TS 10548/EN 856 4SH ()(DN ** mm) Max. W.P. *** Bar / **** PSI MSHA IC-84/43**

NORMS	DIN 20023 PART 2 TYPE 4SH	PN-G-32010:1997	COLOUR	
NORMEN	EN 856 4SH		FARBEN	
NORME	TS 10548 / EN 856 4 SH		COLORI	
NORMES	ISO 1307		COULEUR	

High Abrasion Resistant Cover 4 Steel Wire Spiral

Exceed EN 856 4SH



- | | | |
|--|--|---|
| | TUBE
REINFORCEMENT
COVER
APPLICATION | : MINERAL, ESTER BASED OILS, VEGETABLE, AND GLYCOL BASED HYDRAULIC OIL RESISTANT SPECIAL SYNTHETIC RUBBER.
: 4 HIGH TENSILE STEEL SPIRAL.
: OIL, SUPER HIGH ABRASION AND WEATHER RESISTANT SPECIAL COMPOUND.
: FOR HYDRAULIC SYSTEMS WITH HIGH PEAK PRESSURES AND ARDUOUS OPERATING CONDITIONS. |
| | SEELE
EINLAGE
DECKE
ANWENDUNG | : SPEZIELLES, SYNTETHISCHES GUMMI, BESTÄNDIG GEGEN HYDRAULIKÖLE AUF MINERAL-, ESTER BASIS ÖL, GLYKOL- UND PFLANZLICHER BASIS
: 4 SPIRALEINLAGEN AUS HOCHZUGFESTEM STAHLDRAHT
: SPEZIELLES, SYNTETHISCHES GUMMI MIT HERRVORRAGENDEM ABRIEBWERT, ÖL- UND WITTERUNGSBESTÄNDIG
: GEEIGNET ALS HOCHDRUCKSCHLAUCH FÜR HYDRAULIKSYSTEME IN SCHWEREN ARBEITSUMGEBUNGEN MIT HOHEN DRUCKANFORDERUNGEN |
| | SOTTOSTRATO
RINFORZO
COPERTURA
IMPIEGO | : GOMMA SPECIALE SINTETICA RESISTENTE AI FLUIDI IDRAULICI CON BASE DI OLIO MINERALE BASE ESTERE E GLICOLI.
: 4 SPIRALI IN ACCIAIO AD ALTISSIMA RESISTENZA.
: GOMMA DI MATERIALE SPECIALE AD ALTA ABRASIONE, RESISTENTE AGLI OLI ED AGENTI ATMOSFERICI.
: PER IMPIANTI IDRAULICI CON PICCHI DI PRESSIONE SUPERIORE ALLO STANDARD. PER USI DURI. |
| | TUBE
REINFORCEMENT
REVETEMENT
APPLICATION | : CAOUTCHOUC SYNTHETIQUE SPECIAL RESISTANT AUX FLUIDES HYDRAULIQUES A BASE D'HUILES MINERALES, BASE D'ESTER, GLICOL ET VEGETALES
: 4 NAPPE SPIRALES EN FIL D'ACIER HAUTE RESISTANCE.
: CAOUTCHOUC SYNTHETIQUE DE MATIERE SPECIALE, RESISTANT A UNE ABRASION ELEVEE, AUX HUILES, CARBURANTS ET AGENTS ATMOSPHERIQUES.
: POUR LES SYSTEMES HYDRAULIQUES AVEC DES PICS DE PRESSION SUPERIEURE, DANS DES CONDITIONS SEVERES. |

Dash Size	ID		ROD		OD		WP		BP		BR/r	W	L
	inch	mm	mm	mm	mm	mm	bar	psi	bar	psi	mm	g/m	m
-10	5/8"	16	25.3	28.7	420	6090	1700	24650	200	1195	> 3		
-12	3/4"	19	28.2	32	420	6090	1760	25520	210	1460	Max. 61		
-16	1"	25.4	35.1	38.4	385	5583	1760	25520	220	2040	Max. 61		
-20	1 1/4"	31.8	41.9	45.2	350	5075	1400	20300	420	2365	Max. 61		
-24	1 1/2"	38.1	48.8	53	300	4350	1300	18850	560	3170	Max. 61		
-32	2"	50.8	63.2	67.6	250	3625	1020	14790	700	4350	Max. 61		

OPTIONS / OPTIONEN / OPZIONI / OPTIONS



- * HOSE TESTED OVER 1 MILLION DYNAMIC IMPULSE CYCLES AT WP (100°C). COMPATIBLE WITH BIOLOGICAL AND MINERAL OILS.
- * DIE SCHLÄUCHE SIND AUF 1 MIL. ZYKLEN IMPULS GEPRÜFT AT WP (100°C). DIE SCHLAUCHSEELE IST SOWOHL AUF BIOLOGISCHE-, ALS AUCH SYNTHETISCHEÖLE VERTÄGLICH.
- * TUBO TESTATO SU 1 MILLIONE DI CICLI IMPULSI DINAMICI AT WP (100°C). COMPATIBILE CON FLUIDI IDRAULICI BIODEGRADABILI E OLI MINERALI.
- * FLEXIBLE ESSAYE A 1 MILLION DE CYCLES D'IMPULSION DYNAMIQUE AT WP (100°C). COMPATIBLE AVEC LES HUILES BIOLOGIQUES ET MINERALES.



-40°C / +100°C (+125°C DISCONTINUOUS)
-40°F / +212°F (+257°F DISCONTINUOUS)


MARKING / BESCHRIFTUNG / MARCATURA / MARQUAGE: TRANSFER TAPE OR EMBOSSED

SEL **ARMADILLO+** TS 10548/EN 856 4SH (***) (DN ** mm) Max. W.P. *** Bar / **** PSI MSHA IC-84/43

NORMS NORMEN NORME NORMES	COLOUR FARBEN COLORI COULEUR	
------------------------------------	---------------------------------------	--

High Abrasion Resistant Cover 4 Steel Wire Spiral

Exceed EN 856 R12



TUBE : MINERAL, ESTER BASED OILS, VEGETABLE, AND GLYCOL BASED HYDRAULIC OIL RESISTANT SPECIAL SYNTHETIC RUBBER.
 REINFORCEMENT : 4 HIGH TENSILE STEEL SPIRAL.
 COVER : OIL, SUPER HIGH ABRASION AND WEATHER RESISTANT SPECIAL COMPOUND.
 APPLICATION : FOR HYDRAULIC SYSTEMS WITH HIGH PEAK PRESSURES AND ARDUOUS OPERATING CONDITIONS.



SEELE : SPEZIELLES, SYNTETHISCHES GUMMI, BESTÄNDIG GEGEN HYDRAULIKÖLE AUF MINERAL-, ESTER BASIS ÖL, GLYKOL- UND PFLANZLICHER BASIS
 EINLAGE : 4 SPIRALEINLAGEN AUS HOCHZUGFESTEM STAHLDRAHT
 DECKE : SPEZIELLES, SYNTETHISCHES GUMMI MIT HERVORRAGENDEM ABRIEBWERT, ÖL- UND WITTERUNGSBESTÄNDIG
 ANWENDUNG : GEEIGNET ALS HOCHDRUCKSCHLAUCH FÜR HYDRAULIKSYSTEME IN SCHWEREN ARBEITSUMGEBUNGEN MIT HOHEN DRUCKANFORDERUNGEN



SOTTOSTRATO : GOMMA SPECIALE SINTETICA RESISTENTE AI FLUIDI IDRAULICI CON BASE DI OLIO MINERALE BASE ESTERE E GLICOLI.
 RINFORZO : 4 SPIRALI IN ACCIAIO AD ALTISSIMA RESISTENZA.
 COPERTURA : GOMMA DI MATERIALE SPECIALE AD ALTA ABRASIONE, RESISTENTE AGLI OLI ED AGENTI ATMOSFERICI.
 IMPIEGO : PER IMPIANTI IDRAULICI CON PICCHI DI PRESSIONE SUPERIORE ALLO STANDARD. PER USI DURI.



TUBE : CAOUTCHOUC SYNTHETIQUE SPECIAL RESISTANT AUX FLUIDES HYDRAULIQUES A BASE D'HUILES MINERALES, BASE D'ESTER, GLICOLES ET VEGETALES
 RENFORCEMENT : 4 NAPPES SPIRALES EN FIL D'ACIER HAUTE RESISTANCE.
 REVETEMENT : CAOUTCHOUC SYNTHETIQUE DE MATIERE SPECIALE, RESISTANT A UNE ABRASION ELEVEE, AUX HUILES, CARBURANTS ET AGENTS ATMOSPHERIQUES.
 APPLICATION : POUR LES SYSTEMES HYDRAULIQUES AVEC DES PICS DE PRESSION SUPERIEURE, DANS DES CONDITIONS SEVERES.

Dash Size	ID		ROD	OD	WP		BP		BR/r	W	L
	inch	mm	mm	mm	bar	psi	bar	psi	mm	g/m	m
-06	3/8"	9.5	17.1	20	280	4060	1450	21025	100	605	> 3
-08	1/2"	12.7	20.5	23.5	280	4060	1350	19575	125	750	> 3
-10	5/8"	16	24.6	27.6	280	4060	1350	19575	140	1045	> 3
-12	3/4"	19	27.5	30.5	280	4060	1350	19575	150	1195	Max. 61
-16	1"	25.4	35.1	38.1	280	4060	1300	18850	225	1795	Max. 61
-20	1 1/4"	31.8	43.6	46.6	210	3045	1100	15950	250	2510	Max. 61
-24	1 1/2"	38.1	50.1	53.2	175	2538	1100	15950	500	2925	Max. 61
-32	2"	50.8	63.7	66.8	175	2538	900	13050	650	4090	Max. 61

OPTIONS / OPTIONEN / OPZIONI / OPTIONS



- * HOSE TESTED OVER 1 MILLION DYNAMIC IMPULSE CYCLES AT WP (120°C). COMPATIBLE WITH BIOLOGICAL AND MINERAL OILS.
- * DIE SCHLÄUCHE SIND AUF 1 MIL. ZYKLEN IMPULS GEPRÜFT AT WP (120°C). DIE SCHLAUCHSEELE IST SOWOHL AUF BIOLOGISCHE-, ALS AUCH SYNTHETISCHEÖLE VERTÄGLICH.
- * TUBO TESTATO SU 1 MILLIONE DI CICLI IMPULSI DINAMICI AT WP (120°C). COMPATIBILE CON FLUIDI IDRAULICI BIODEGRADABILI E OLI MINERALI.
- * FLEXIBLE ESSAYE A 1 MILLION DE CYCLES D'IMPULSION DYNAMIQUE AT WP (120°C). COMPATIBLE AVEC LES HUILES BIOLOGIQUES ET MINERALES.




-40°C / +120°C (+125°C DISCONTINUOUS)
 -40°F / +248°F (+257°F DISCONTINUOUS)

MARKING / BESCHRIFTUNG / MARCATURA / MARQUAGE: **TRANSFER TAPE OR EMBOSSED**

SEL ARMADILLO+ TS 10548/EN 856 R12 ()(DN ** mm) Max. W.P. *** Bar / **** PSI MSHA IC-84/43**

NORMS	EXCEED EN 856 R12	PN-G-32010:1997	COLOUR	
NORMEN	EXCEED SAE 100 R12		FARBEN	
NORME	EXCEED TSE 10548 EN 856 R12		COLORI	
NORMES	ISO 1307		COULEUR	

High Abrasion Resistant Cover 4 - 6 Steel Wire Spiral



- TUBE : MINERAL, ESTER BASED OILS, VEGETABLE, AND GLYCOL BASED HYDRAULIC OIL RESISTANT SPECIAL SYNTHETIC RUBBER.
 REINFORCEMENT : 4 OR 6 HIGH TENSILE STEEL SPIRAL.
 COVER : OIL, SUPER HIGH ABRASION AND WEATHER RESISTANT SPECIAL COMPOUND.
 APPLICATION : FOR HYDRAULIC SYSTEMS WITH HIGH PEAK PRESSURES AND ARDUOUS OPERATING CONDITIONS.

- SEELE : SPEZIELLES, SYNTETHISCHES GUMMI, BESTÄNDIG GEGEN HYDRAULIKÖLE AUF MINERAL-, ESTER BASIS ÖL, GLYKOL- UND PFLANZLICHER BASIS
 EINLAGE : WAHLWEISE 4 ODER 6 SPIRALEINLAGEN AUS HOCHZUGFESTEM STAHLDRAHT
 DECKE : SPEZIELLES, SYNTETHISCHES GUMMI MIT HERRORAGENDEM ABRIEBWERT, ÖL- UND WITTERUNGSBESTÄNDIG
 ANWENDUNG : GEEIGNET ALS HOCHDRUCKSCHLAUCH FÜR HYDRAULIKSYSTEME IN SCHWEREN ARBEITSUMGEBUNGEN MIT HOHEN DRUCKANFORDERUNGEN

- SOTTOSTRATO : GOMMA SPECIALE SINTETICA RESISTENTE AI FLUIDI IDRAULICI CON BASE DI OLIO MINERALE BASE ESTERE E GLICOLI.
 RINFORZO : 4 O 6 SPIRALI IN ACCIAIO AD ALTISSIMA RESISTENZA.
 COPERTURA : GOMMA DI MATERIALE SPECIALE AD ALTA ABRASIONE, RESISTENTE AGLI OLI ED AGENTI ATMOSFERICI.
 IMPIEGO : PER IMPIANTI IDRAULICI CON PICCHI DI PRESSIONE SUPERIORE ALLO STANDARD. PER USI DURI.

- TUBE : CAOUTCHOUC SYNTHETIQUE SPECIAL RESISTANT AUX FLUIDES HYDRAULIQUES A BASE D'HUILES MINERALES, BASE D'ESTER, GLICOL ET VEGETALES
 RENFORCEMENT : 4 OU 6 NAPPES SPIRALES EN FIL D'ACIER HAUTE RESISTANCE.
 REVETEMENT : CAOUTCHOUC SYNTHETIQUE DE MATIERE SPECIALE, RESISTANT A UNE ABRASION ELEVEE, AUX HUILES, CARBURANTS ET AGENTS ATMOSPHERIQUES.
 APPLICATION : POUR LES SYSTEMES HYDRAULIQUES AVEC DES PICS DE PRESSION SUPERIEURE, DANS DES CONDITIONS SEVERES.

ID		ROD		OD		WP		BP		BR/r	W	L
Dash Size	inch	mm	mm	mm	bar	psi	bar	psi	mm	g/m	m	
-12	3/4"	19	29	32	345	5000	1380	20000	240	1625	Max. 61	
-16	1"	25.4	35.1	38.4	345	5000	1380	20000	300	2045	Max. 61	
-20	1 1/4"	31.8	46.3	49.3	345	5000	1380	20000	420	3830	Max. 61	
-24	1 1/2"	38.1	53.7	57.3	345	5000	1380	20000	500	4795	Max. 61	
-32	2"	50.8	68	71.6	345	5000	1380	20000	630	6340	Max. 61	

OPTIONS / OPTIONEN / OPZIONI / OPTIONS




-40°C / +120°C (+125°C DISCONTINUOUS)
 -40°F / +248°F (+257°F DISCONTINUOUS)

MARKING / BESCHRIFTUNG / MARCATURA / MARQUAGE: **TRANSFER TAPE OR EMBOSSED**

SEL ARMADILLO TS 10548/EN 856 R13 ()(DN ** mm) Max. W.P. *** Bar / **** PSI MSHA IC-84/43** → → →

NORMS	EN 856 R13	PN-G-32010:1997	COLOUR	
NORMEN	SAE 100 R13		FARBEN	
NORME	TSE 10548 EN 856 R13		COLORI	
NORMES	ISO 1307		COULEUR	

High Abrasion Resistant Cover 4 - 6 Steel Wire Spiral



TUBE : MINERAL, ESTER BASED OILS, VEGETABLE, AND GLYCOL BASED HYDRAULIC OIL RESISTANT SPECIAL SYNTHETIC RUBBER.
 REINFORCEMENT : 4 OR 6 HIGH TENSILE STEEL SPIRAL.
 COVER : OIL, SUPER HIGH ABRASION AND WEATHER RESISTANT SPECIAL COMPOUND.
 APPLICATION : FOR HYDRAULIC SYSTEMS WITH HIGH PEAK PRESSURES AND ARDUOUS OPERATING CONDITIONS.



SEELE : SPEZIELLES, SYNTETHISCHES GUMMI, BESTÄNDIG GEGEN HYDRAULIKÖLE AUF MINERAL-, ESTER BASIS ÖL, GLYKOL- UND PFLANZLICHER BASIS
 EINLAGE : WAHLWEISE 4 ODER 6 SPIRALEINLAGEN AUS HOCHZUGFESTEM STAHLDRAH
 DECKE : SPEZIELLES, SYNTETHISCHES GUMMI MIT HERVORRAGENDEM ABRIEBWERT, ÖL- UND WITTERUNGSBESTÄNDIG
 ANWENDUNG : GEEIGNET ALS HOCHDRUCKSCHLAUCH FÜR HYDRAULIKSYSTEME IN SCHWEREN ARBEITSUMGEBUNGEN MIT HOHEN DRUCKANFORDERUNGEN



SOTTOSTRATO : GOMMA SPECIALE SINTETICA RESISTENTE AI FLUIDI IDRAULICI CON BASE DI OLIO MINERALE BASE ESTERE E GLICOLI.
 RINFORZO : 4 O 6 SPIRALI IN ACCIAIO AD ALTISSIMA RESISTENZA.
 COPERTURA : GOMMA DI MATERIALE SPECIALE AD ALTA ABRASIONE, RESISTENTE AGLI OLI ED AGENTI ATMOSFERICI.
 IMPIEGO : PER IMPIANTI IDRAULICI CON PICCHI DI PRESSIONE SUPERIORE ALLO STANDARD. PER USI DURI.



TUBE : CAOUTCHOUC SYNTHETIQUE SPECIAL RESISTANT AUX FLUIDES HYDRAULIQUES A BASE D'HUILES MINERALES, BASE D'ESTER, GLICOLES ET VEGETALES
 RENFORCEMENT : 4 OU 6 NAPPE SPIRALES EN FIL D'ACIER HAUTE RESISTANCE.
 REVETEMENT : CAOUTCHOUC SYNTHETIQUE DE MATIERE SPECIALE, RESISTANT A UNE ABRASION ELEVEE, AUX HUILES, CARBURANTS ET AGENTS ATMOSPHERIQUES.
 APPLICATION : POUR LES SYSTEMES HYDRAULIQUES AVEC DES PICS DE PRESSION SUPERIEURE, DANS DES CONDITIONS SEVERES.

Dash Size	ID		ROD	OD	WP		BP		BR/r	W	L
	inch	mm	mm	mm	bar	psi	bar	psi	mm	g/m	m
-12	3/4"	19	29	32	350	5075	1800	26100	240	1625	Max. 61
-16	1"	25.4	35.1	38.4	350	5075	1800	25375	300	2045	Max. 61
-20	1 1/4"	31.8	46.3	49.3	350	5075	1800	24650	420	3830	Max. 61
-24	1 1/2"	38.1	53.7	57.3	350	5075	1800	23925	500	4795	Max. 61
-32	2"	50.8	68	71.6	350	5075	1800	21750	630	6340	Max. 61

* HOSE TESTED OVER 1 MILLION DYNAMIC IMPULSE CYCLES AT WP (120°C). COMPATIBLE WITH BIOLOGICAL AND MINERAL OILS.

* DIE SCHLÄUCHE SIND AUF 1 MIL. ZYKLEN IMPULS GEPRÜFT (120°C). DIE SCHLAUCHSEELE IST SOWOHL AUF BIOLOGISCHE-, ALS AUCH SYNTHETISCHEÖLE VERTÄGLICH.

* TUBO TESTATO SU 1 MILLIONE DI CICLI IMPULSI DINAMICI (120°C). COMPATIBILE CON FLUIDI IDRAULICI BIODEGRADABILI E OLI MINERALI.

* FLEXIBLE ESSAYE A 1 MILLION DE CYCLES D'IMPULSION DYNAMIQUE (120°C). COMPATIBLE AVEC LES HUILES BIOLOGIQUES ET MINERALES.

OPTIONS / OPTIONEN / OPZIONI / OPTIONS



-40°C / +120°C
 -40°F / +248°F


(+125°C DISCONTINUOUS)
 (+257°F DISCONTINUOUS)

MARKING / BESCHRIFTUNG / MARCATURA / MARQUAGE: **TRANSFER TAPE OR EMBOSSED**

SEL **ARMADILLO** TS 10548/EN 856 R13 (**") (DN ** mm) Max. W.P. *** Bar / **** PSI MSHA IC-84/43

NORMS	EXCEED EN 856 R13	COLOUR	
NORMEN	EXCEED SAE 100 R13	FARBEN	
NORME	EXCEED TSE 10548	COLORI	
NORMES	ISO 1307	COULEUR	

High Abrasion Resistant Cover 4 or 6 Steel Wire Spiral



TUBE : MINERAL, ESTER BASED OILS, VEGETABLE, AND GLYCOL BASED HYDRAULIC OIL RESISTANT SPECIAL SYNTHETIC RUBBER.
 REINFORCEMENT : 4 OR 6 HIGH TENSILE STEEL SPIRAL.
 COVER : OIL, SUPER HIGH ABRASION AND WEATHER RESISTANT SPECIAL COMPOUND.
 APPLICATION : FOR HYDRAULIC SYSTEMS WITH HIGH PEAK PRESSURES AND ARDUOUS OPERATING CONDITIONS.



SEELE : SPEZIELLES, SYNTETHISCHES GUMMI, BESTÄNDIG GEGEN HYDRAULIKÖLE AUF MINERAL-, ESTER BASIS ÖL, GLYKOL- UND PFLANZLICHER BASIS
 EINLAGE : WAHLWEISE 4 ODER 6 SPIRALEINLAGEN AUS HOCHZUGFESTEM STAHLDRAHT
 DECKE : SPEZIELLES, SYNTETHISCHES GUMMI MIT HERRORRAGENDEM ABRIEBWERT, ÖL- UND WITTERUNGSBESTÄNDIG
 ANWENDUNG : GEEIGNET ALS HOCHDRUCKSCHLAUCH FÜR HYDRAULIKSYSTEME IN SCHWEREN ARBEITSUMGEBUNGEN MIT HOHEN DRUCKANFORDERUNGEN



SOTTOSTRATO : GOMMA SPECIALE SINTETICA RESISTENTE AI FLUIDI IDRAULICI CON BASE DI OLIO MINERALE BASE ESTERE E GLICOLI.
 RINFORZO : 4 O 6 SPIRALI IN ACCIAIO AD ALTISSIMA RESISTENZA.
 COPERTURA : GOMMA DI MATERIALE SPECIALE AD ALTA ABRASIONE, RESISTENTE AGLI OLI ED AGENTI ATMOSFERICI.
 IMPIEGO : PER IMPIANTI IDRAULICI CON PICCHI DI PRESSIONE SUPERIORE ALLO STANDARD. PER USI DURI.



TUBE : CAOUTCHOUC SYNTHETIQUE SPECIAL RESISTANT AUX FLUIDES HYDRAULIQUES A BASE D'HUILES MINERALES, BASE D'ESTER GLIQUES ET VEGETALES
 RENFORCEMENT : 4 OU 6 NAPPES SPIRALES EN FIL D'ACIER HAUTE RESISTANCE.
 REVETEMENT : CAOUTCHOUC SYNTHETIQUE DE MATIERE SPECIALE, RESISTANT A UNE ABRASION ELEVEE, AUX HUILES, CARBURANTS ET AGENTS ATMOSPHERIQUES.
 APPLICATION : POUR LES SYSTEMES HYDRAULIQUES AVEC DES PICS DE PRESSION SUPERIEURE, DANS DES CONDITIONS SEVERES.

Dash Size	ID		ROD		OD		WP		BP		BR/r	W	L
	inch	mm	mm	mm	mm	mm	bar	psi	bar	psi	mm	g/m	m
-06	3/8"	9.5	17.5	21.2	420	6090	1680	24360	150	735	> 3		
-08	1/2"	12.7	20.3	24.4	420	6090	1680	24360	200	880	> 3		
-10	5/8"	16	25.3	28.7	420	6090	1680	24360	235	1205	> 3		
-12	3/4"	19	28.2	32	420	6090	1680	24360	265	1475	Max. 61		
-16	1"	25.4	35.1	38.4	420	6090	1680	24360	330	2045	Max. 61		
-20	1 1/4"	31.8	46.3	49.3	420	6090	1680	24360	445	3830	Max. 61		
-24	1 1/2"	38.1	53.7	57.3	420	6090	1680	24360	530	4795	Max. 61		
-32	2"	50.8	64.4	72	420	6090	1680	24360	600	6500	Max. 61		

OPTIONS / OPTIONEN / OPZIONI / OPTIONS




-40°C / +120°C (+125°C DISCONTINUOUS)
 -40°F / +248°F (+257°F DISCONTINUOUS)

MARKING / BESCHRIFTUNG / MARCATURA / MARQUAGE: **TRANSFER TAPE OR EMBOSSED**

SEL ARMADILLO SAE 100 R15 ()(DN ** mm) Max. W.P. *** Bar / **** PSI MSHA IC-84/43** → → →

NORMS NORMEN NORME NORMES	SAE 100 R15 ISO 1307 PN-G-32010:1997	COLOUR FARBEN COLORI COULEUR	
------------------------------------	--	---------------------------------------	--

High Abrasion Resistant Cover 4 or 6 Steel Wire Spiral



TUBE : MINERAL, ESTER BASED OILS, VEGETABLE, AND GLYCOL BASED HYDRAULIC OIL RESISTANT SPECIAL SYNTHETIC RUBBER.
 REINFORCEMENT : 4 OR 6 HIGH TENSILE STEEL SPIRAL.
 COVER : OIL, SUPER HIGH ABRASION AND WEATHER RESISTANT SPECIAL COMPOUND.
 APPLICATION : FOR HYDRAULIC SYSTEMS WITH HIGH PEAK PRESSURES AND ARDUOUS OPERATING CONDITIONS.



SEELE : SPEZIELLES, SYNTETHISCHES GUMMI, BESTÄNDIG GEGEN HYDRAULIKÖLE AUF MINERAL-, ESTER BASIS ÖL, GLYKOL- UND PFLANZLICHER BASIS
 EINLAGE : WAHLWEISE 4 ODER 6 SPIRALEINLAGEN AUS HOCHZUGFESTEM STAHLDRAHT
 DECKE : SPEZIELLES, SYNTETHISCHES GUMMI MIT HERVORRAGENDEM ABRIEBWERT, ÖL- UND WITTERUNGSBESTÄNDIG
 ANWENDUNG : GEEIGNET ALS HOCHDRUCKSCHLAUCH FÜR HYDRAULIKSYSTEME IN SCHWEREN ARBEITSUMGEBUNGEN MIT HOHEN DRUCKANFORDERUNGEN



SOTTOSTRATO : GOMMA SPECIALE SINTETICA RESISTENTE AI FLUIDI IDRAULICI CON BASE DI OLIO MINERALE BASE ESTERE E GLICOLI.
 RINFORZO : 4 O 6 SPIRALI IN ACCIAIO AD ALTISSIMA RESISTENZA.
 COPERTURA : GOMMA DI MATERIALE SPECIALE AD ALTA ABRASIONE, RESISTANT A UNE ABRASION ELEVEE, AUX HUILES, CARBURANTS ET AGENTS ATMOSPHERIQUES.
 IMPIEGO : PER IMPIANTI IDRAULICI CON PICCHI DI PRESSIONE SUPERIORE ALLO STANDARD. PER USI DURI.



TUBE : CAOUTCHOUC SYNTHETIQUE SPECIAL RESISTANT AUX FLUIDES HYDRAULIQUES A BASE D'HUILES MINERALES, BASE D'ESTER GLIQUES ET VEGETALES
 REINFORCEMENT : 4 OU 6 NAPPES SPIRALES EN FIL D'ACIER HAUTE RESISTANCE.
 REVETEMENT : CAOUTCHOUC SYNTHETIQUE DE MATIERE SPECIALE, RESISTANT A UNE ABRASION ELEVEE, AUX HUILES, CARBURANTS ET AGENTS ATMOSPHERIQUES.
 APPLICATION : POUR LES SYSTEMES HYDRAULIQUES AVEC DES PICS DE PRESSION SUPERIEURE, DANS DES CONDITIONS SEVERES.

Dash Size	ID		ROD	OD	WP		BP		BR/r	W	L
	inch	mm	mm	mm	bar	psi	bar	psi	mm	g/m	m
-06	3/8"	9.5	17.5	21.2	420	6090	2000	29000	110	735	> 3
-08	1/2"	12.7	20.3	24.4	420	6090	1800	26100	120	880	> 3
-10	5/8"	16	25.3	28.7	420	6090	1780	25810	200	1205	> 3
-12	3/4"	19	28.2	32	420	6090	1760	25520	265	1475	Max. 61
-16	1"	25.4	35.1	38.4	420	6090	1760	25520	270	2045	Max. 61
-20	1 1/4"	31.8	46.3	49.3	420	6090	1750	25375	270	3830	Max. 61
-24	1 1/2"	38.1	53.7	57.3	420	6090	1750	25375	315	4795	Max. 61
-32	2"	50.8	68.4	72	420	6090	1680	24360	600	6455	Max. 61

* HOSE TESTED OVER 1 MILLION DYNAMIC IMPULSE CYCLES AT WP (120°C). COMPATIBLE WITH BIOLOGICAL AND MINERAL OILS.

* DIE SCHLÄUCHE SIND AUF 1 MIL. ZYKLEN IMPULS GEPRÜFT (120°C). DIE SCHLAUCHSEELE IST SOWOHL AUF BIOLOGISCHE-, ALS AUCH SYNTHETISCHEÖLE VERTÄGLICH.

* TUBO TESTATO SU 1 MILLIONE DI CICLI IMPULSI DINAMICI (120°C). COMPATIBILE CON FLUIDI IDRAULICI BIODEGRADABILI E OLI MINERALI.

* FLEXIBLE ESSAYE A 1 MILLION DE CYCLES D'IMPULSION DYNAMIQUE (120°C). COMPATIBLE AVEC LES HUILES BIOLOGIQUES ET MINERALES.

OPTIONS / OPTIONEN / OPZIONI / OPTIONS




-40°C / +120°C
-40°F / +248°F

(+125°C DISCONTINUOUS)
(+257°F DISCONTINUOUS)


MARKING / BESCHRIFTUNG / MARCATURA / MARQUAGE: **TRANSFER TAPE OR EMBOSSED**

SEL ARMADILLO SAE 100 R15 (") (DN ** mm) Max. W.P. *** Bar / **** PSI MSHA IC-84/43**

NORMS	EXCEED SAE 100 R15	COLOUR	
NORMEN	ISO 1307	FARBEN	
NORME	PN-G-32010:1997	COLORI	
NORMES		COULEUR	



Textile Braid R4



- TUBE : HYDRAULIC OIL RESISTANT SPECIAL NBR RUBBER
 REINFORCEMENT : HIGH TENSILE SYNTHETIC TEXTILE AND STEEL WIRE HELIX.
 COVER : OIL, HEAT, ABRASION, OZONE AND WEATHER RESISTANT SPECIAL CR RUBBER.
 APPLICATION : IN OIL RETURN LINES OF HYDRAULIC SYSTEMS OF INDUSTRIAL AND AGRICULTURAL APPLICATIONS.

- SEELE : SPEZIELLES NBR GUMMI, BESTÄNDIG GEGEN HYDRAULIKÖLE
 EINLAGE : HOCHZUGFESTE, SYNTHETISCHE TEXTILEINLAGEN MIT ZUSÄTZLICHER STAHLDRAHTSPIRALE
 DECKE : SPEZIELLES CR GUMMI, ÖL-, ABRIEB- UND WITTERUNGSBESTÄNDIG
 ANWENDUNG : GEEIGNET ALS S/D SCHLAUCH FÜR MINERALÖLE IN DER INDUSTRIE UND ALS ÖLRÜCKLAUFSCHLAUCH FÜR LANDWIRTSCHAFTSMASCHINEN

- SOTTOSTRATO : GOMMA IN NBR, RESISTENTE AGLI OLI IDRAULICI.
 RINFORZO : INSERZIONI TESSILI AD ALTA TENACITÀ CON SPIRALE METALLICA.
 COPERTURA : GOMMA SPECIALE IN CR, RESISTENTE AGLI OLI, ALL'OZONO, ALL'ABRASIONE ED AGLI AGENTI ATMOSFERICI.
 IMPIEGO : MANDATA ED ASPIRAZIONE DEI FLUIDI IDRAULICI A BASE DEGLI OLI MINERALI PER CIRCUITI OLEODINAMICI.

- TUBE : CAOUTCHOUC SPECIAL NBR RESISTANT AUX HUILES HYDRAULIQUES.
 RENFORCEMENT : INSERTION TEXTILE HAUTE TENACITE, SPIRALE EN ACIER NOYEE
 REVETEMENT : CAOUTCHOUC SPECIAL EN CR RESISTANTE A L'OZONE, AUX HUILES, CARBURANTS ET AGENTS ATMOSPERIQUES.
 APPLICATION : POUR ASPIRATION ET REFOULEMENT D'HUILE DANS LES SYSTEMES HYDRAULIQUES.

ID		OD		WP		BP		VACUUM	BR/r	W	L
Dash Size	inch	mm	mm	bar	psi	bar	psi	bar	mm	g/m	m
-12	3/4"	19	32	21	305	84	1218	-0.80	125	755	40-46-61
-16	1"	25.4	37.4	17	247	68	986	-0.80	150	885	40-46-61
-20	1 1/4"	31.8	45	14	203	56	812	-0.80	200	1140	40-46-61
-24	1 1/2"	38.1	52	10	145	40	580	-0.80	255	1550	40-46-61
-28	1 3/4"	44.5	58	10	140	40	580	-0.80	270	1775	40-46-61
-32	2"	50.8	64	7	102	28	406	-0.80	300	1890	40-46-61
-40	2 1/2"	63.5	77	4	58	16	232	-0.80	355	2377	40-46-61
-48	3"	76.2	90	4	58	16	232	-0.80	460	3121	40-46-61
-56	3 1/2"	88.9	103	3	44	12	174	-0.80	590	3416	40-46-61
-64	4"	101.6	116	2	29	8	116	-0.80	610	4171	40-46-61




MARKING / BESCHRIFTUNG / MARCATURA / MARQUAGE: **TRANSFER TAPE, EMBOSSED OR INK JET**

SEL SELTEX R4 SAE J 517 - WP * Bar / **** PSI ** mm** → → →

NORMS NORMEN NORME NORMES	SAE J 517 ISO 1307	COLOUR FARBEN COLORI COULEUR	
------------------------------------	-----------------------	---------------------------------------	--

Textile Braid R4-X

X-Flexibility



TUBE : HYDRAULIC OIL RESISTANT SPECIAL NBR RUBBER
 REINFORCEMENT : HIGH TENSILE SYNTHETIC TEXTILE AND STEEL WIRE HELIX.
 COVER : OIL, HEAT, ABRASION, OZONE AND WEATHER RESISTANT SPECIAL CR RUBBER.
 APPLICATION : IN OIL RETURN LINES OF HYDRAULIC SYSTEMS OF INDUSTRIAL AND AGRICULTURAL APPLICATIONS.



SEELE : SPEZIELLES NBR GUMMI, BESTÄNDIG GEGEN HYDRAULIKÖLE
 EINLAGE : HOCHZUGFESTE, SYNTHETISCHE TEXTILEINLAGEN MIT ZUSÄTZLICHER STAHLDRAHTSPIRALE
 DECKE : SPEZIELLES CR GUMMI, ÖL-, OZON- UND WITTERUNGSBESTÄNDIG
 ANWENDUNG : GEEIGNET ALS S/D SCHLAUCH FÜR MINERALÖLE IN DER INDUSTRIE UND ALS ÖLRÜCKLAUFSCHAUCH FÜR LANDWIRTSCHAFTSMASCHINEN



SOTTOSTRATO : GOMMA IN NBR ,RESISTENTE AGLI OLI IDRAULICI.
 RINFORZO : INSERZIONI TESSILI AD ALTA TENACITÀ CON SPIRALE METALLICA.
 COPERTURA : GOMMA SPECIALE IN CR ,RESISTENTE AGLI OLI, ALL'OZONO, ALL'ABRASIONE ED AGLI AGENTI ATMOSFERICI.
 IMPIEGO : MANDATA ED ASPIRAZIONE DEI FLUIDI IDRAULICI A BASE DEGLI OLI MINERALI PER CIRCUITI OLEODINAMICI.



TUBE : CAOUTCHOUC SPECIAL NBR RESISTANT AUX HUILES HYDRAULIQUES.
 RENFORCEMENT : INSERTION TEXTILE HAUTE TENACITE, SPIRALES EN ACIER NOYEE
 REVETEMENT : CAOUTCHOUC SPECIAL EN CR RESISTANTE A L'OZONE, AUX HUILES, CARBURANTS ET AGENTS ATMOSPHERIQUES.
 APPLICATION : POUR ASPIRATION ET REFOULEMENT D'HUILE DANS LES SYSTEMES HYDRAULIQUES.

Dash Size	ID		OD	WP		BP		VACUUM	BR/r	W	L
	inch	mm	mm	bar	psi	bar	psi	bar	mm	g/m	m
-12	3/4"	19	29	21	305	84	1218	-0.80	50	522	40-46-61
-16	1"	25.4	35	17	247	68	986	-0.80	65	638	40-46-61
-20	1 1/4"	31.8	42	14	203	56	812	-0.80	85	825	40-46-61
-24	1 1/2"	38.1	49	10	145	40	580	-0.80	95	1075	40-46-61
-28	1 3/4"	44.5	56	10	145	40	580	-0.80	110	1396	40-46-61
-32	2"	50.8	62	7	102	28	406	-0.80	135	1544	40-46-61
-40	2 1/2"	63.5	75.5	4	58	16	232	-0.80	180	2018	40-46-61
-48	3"	76.2	88	4	58	16	232	-0.80	225	2505	40-46-61
-56	3 1/2"	88.9	103	3	44	12	174	-0.80	270	3162	40-46-61
-64	4"	101.6	115	2	29	8	116	-0.80	390	3635	40-46-61



-40°C / +100°C
 -40°F / +212°F


MARKING / BESCHRIFTUNG / MARCATURA / MARQUAGE: **TRANSFER TAPE, EMBOSSED OR INK JET**

SEL **SELTEX R4-X** SAE J 517 - W.P. *** Bar / **** PSI ** mm


NORMS	SAE J 517	
NORMEN	ISO 1307	
NORME		
NORMES		


1 Textile Braid



 TUBE : HYDRAULIC OIL RESISTANT SPECIAL SYNTHETIC RUBBER.
 REINFORCEMENT : 1 HIGH TENSILE SYNTHETIC TEXTILE BRAID.
 COVER : OIL, ABRASION, OZONE AND WEATHER RESISTANT SPECIAL SYNTHETIC RUBBER.
 APPLICATION : FOR HYDRAULIC CONTROL LINES, DISCHARGE UNDER LOW PRESSURE OF HYDRAULIC FLUIDS, FUEL OIL, GREASE, AIR AND WATER.

 SEELE : SPEZIELLES SYNTETHISCHES GUMMI, BESTÄNDIG GEGEN HYDRAULIKÖLE
 EINLAGE : 1 HOCHZUGFESTES, SYNTHETISCHES TEXTILGEFLECHT
 DECKE : SPEZIELLES SYNTHETISCHES GUMMI, ÖL-, OZON- UND WITTERUNGSBESTÄNDIG
 ANWENDUNG : GEEIGNET ALS NIEDERDRUCKSCHLAUCH FÜR HYDRAULIK-, HEIZ- UND MINERALÖLE, SCHMIERFETT, WASSER UND LUFT

 SOTTOSTRATO : GOMMA SPECIALE SINTETICA, RESISTENTE AGLI OLI IDRAULICI.
 RINFORZO : 1 TRECCIA TESSILE AD ALTA TENACITÀ.
 COPERTURA : GOMMA SPECIALE SINTETICA RESISTENTE AGLI OLI, OZONO, ABRASIONE ED AGENTI ATMOSFERICI.
 IMPIEGO : PER PASSAGGIO A BASSA PRESSIONE DEI FLUIDI IDRAULICI A BASE DI OLI MINERALI, GREGGIO, ACQUA ED ARIA COMPRESA, ETC.

 TUBE : CAOUTCHOUC SPECIAL SYNTHETIQUE RESISTANT AUX HUILES HYDRAULIQUES.
 RENFORCEMENT : 1 TRESSE TEXTILE TRES RESISTANTE.
 REVETEMENT : CAOUTCHOUC SPECIAL SYNTHETIQUE RESISTANTE A L'OZONE, AUX HUILES, CARBURANTS ET AGENTS ATMOSPHERIQUES.
 APPLICATION : POUR LE PASSAGE A BASSE PRESSION DES HUILES HYDRAULIQUES, D'HUILES MINERALES, EAU, AIR, HYDROCARBURES ETC.

Dash Size	ID		OD	WP		BP		BR/r	W	L
	inch	mm	mm	bar	psi	bar	psi	mm	g/m	m
-03	3/16"	4.8	10.7	34	493	250	3625	35	90	>10
-04	1/4"	6.4	12.3	28	406	200	2900	45	105	>10
-05	5/16"	8	13.9	28	406	200	2900	65	125	>10
-06	3/8"	9.5	15.5	28	406	200	2900	75	150	>10
-08	1/2"	12.7	19.5	28	406	200	2900	90	225	>10
-10	5/8"	16	22.6	24	348	140	2030	115	260	>10
-12	3/4"	19	25.8	21	305	130	1885	140	315	>10
-16	1"	25.4	33.2	20	290	100	1450	150	470	>10


OPTIONS / OPTIONEN / OPZIONI / OPTIONS




-40°C / +100°C
 -40°F / +212°F

MARKING / BESCHRIFTUNG / MARCATURA / MARQUAGE: **TRANSFER TAPE, EMBOSSED OR INK JET**

SEL SELTEX TS 6388/EN 854 R6 (*) (DN ** mm) Max. W.P. *** Bar / **** PSI**  

NORMS	EN 854 TYPE R6	ISO 1307	COLOUR	
NORMEN	SAE 100 R6	ISO 4079-1 R6	FARBEN	
NORME	TS 6388 EN 854 TIP R6		COLORI	
NORMES			COULEUR	

2 Textile Braid



TUBE : HYDRAULIC OIL RESISTANT SPECIAL SYNTHETIC RUBBER.
 REINFORCEMENT : 2 HIGH TENSILE SYNTHETIC TEXTILE BRAID.
 COVER : OIL, ABRASION, OZONE AND WEATHER RESISTANT SPECIAL SYNTHETIC RUBBER.
 APPLICATION : FOR HYDRAULIC CONTROL LINES, DISCHARGE UNDER MEDIUM PRESSURE OF HYDRAULIC FLUIDS, FUEL OIL, GREASE, AIR AND WATER.



SEELE : SPEZIELLES SYNTETHISCHES GUMMI, BESTÄNDIG GEGEN HYDRAULIKÖLE
 EINLAGE : 2 HOCHZUGFESTE, SYNTHETISCHE TEXTILGEFLECHTE
 DECKE : SPEZIELLES SYNTHETISCHES GUMMI, ÖL-, OZON- UND WITTERUNGSBESTÄNDIG
 ANWENDUNG : GEEIGNET ALS MITTELDRUCKSCHLAUCH FÜR HYDRAULIK-, HEIZ- UND MINERALÖLE, SCHMIERFETT, WASSER UND LUFT



SOTTOSTRATO : GOMMA SPECIALE SINTETICA RESISTENTE AGLI OLI IDRAULICI.
 RINFORZO : 2 TRECCE TESSILI AD ALTA TENACITÀ.
 COPERTURA : GOMMA SPECIALE SINTETICA RESISTENTE AGLI OLI, OZONO, ABRASIONE ED AGENTI ATMOSFERICI.
 IMPIEGO : PER PASSAGGIO A MEDIA PRESSIONE DEI FLUIDI IDRAULICI A BASE DI OLI MINERALI, GREGGIO, ACQUA ED ARIA COMPRESSA, ETC.



TUBE : CAOUTCHOUC SPECIAL SYNTHETIQUE RESISTANT AUX HUILES HYDRAULIQUES.
 RENFORCEMENT : 2 TRESSSES TEXTILE TRES RESISTANTES.
 REVETEMENT : CAOUTCHOUC SPECIAL SYNTHETIQUE RESISTANTE A L'OZONE, AUX HUILES, CARBURANTS ET AGENTS ATMOSPHERIQUES.
 APPLICATION : POUR LE PASSAGE A PRESSION MOYENNE DES HUILES HYDRAULIQUES, D'HUILES MINERALES, EAU, AIR, HYDROCARBURES ETC.

Dash Size	ID		OD	WP		BP		VACUUM	BR/r	W	L
	inch	mm	mm	bar	psi	bar	psi	bar	mm	g/m	m
-03	3/16"	4.8	12.7	103	1494	412	5974	-0.80	80	155	>10
-04	1/4"	6.4	14.3	86	1247	400	5800	-0.80	80	185	>10
-05	5/16"	8	17.5	83	1204	370	5365	-0.80	100	270	>10
-06	3/8"	9.5	19.1	78	1131	340	4930	-0.80	100	300	>10
-08	1/2"	12.7	23.8	69	1000	300	4350	-0.80	125	435	>10
-10	5/8"	16	27	60	870	270	3915	-0.80	140	500	>10
-12	3/4"	19	31.8	52	754	240	3480	-0.60	150	695	>10
-16	1"	25.4	38.1	39	566	190	2755	-0.60	205	865	>10
-20	1 1/4"	31.8	44.5	26	377	140	2030	-0.60	255	995	>10
-24	1 1/2"	38.1	51	20	290	110	1595	-0.60	295	1170	>10

OPTIONS / OPTIONEN / OPZIONI / OPTIONS



-40°C / +100°C
 -40°F / +212°F


MARKING / BESCHRIFTUNG / MARCATURA / MARQUAGE: **TRANSFER TAPE, EMBOSSED OR INK JET**




NORMS	SAE 100 R3	ISO 1307	COLOUR	
NORMEN	EN 854 TYPE R3		FARBEN	
NORME	TS 6388 EN 854 TIP R3		COLORI	
NORMES	ISO 4079-1 R3		COULEUR	

1 Textile Braid



 TUBE : HYDRAULIC OIL RESISTANT SPECIAL SYNTHETIC RUBBER.
 REINFORCEMENT : 1 HIGH TENSILE SYNTHETIC TEXTILE BRAID.
 COVER : OIL, ABRASION, OZONE AND WEATHER RESISTANT SPECIAL SYNTHETIC RUBBER.
 APPLICATION : FOR HYDRAULIC CONTROL LINES, DISCHARGE UNDER LOW PRESSURE OF HYDRAULIC FLUIDS, FUEL OIL, GREASE, AIR AND WATER.

 SEELE : SPEZIELLES SYNTETHISCHES GUMMI, BESTÄNDIG GEGEN HYDRAULIKÖLE
 EINLAGE : 1 HOCHZUGFESTES, SYNTHETISCHES TEXTILGEFLECHT
 DECKE : SPEZIELLES SYNTHETISCHES GUMMI, ÖL-, OZON- UND WITTERUNGSBESTÄNDIG
 ANWENDUNG : GEEIGNET ALS NIEDERDRUCKSCHLAUCH FÜR HYDRAULIK-, HEIZ- UND MINERALÖLE, SCHMIERFETT, WASSER UND LUFT

 SOTTOSTRATO : GOMMA SPECIALE SINTETICA, RESISTENTE AGLI OLI IDRAULICI.
 RINFORZO : 1 TRECCIA TESSILE AD ALTA TENACITÀ.
 COPERTURA : GOMMA SPECIALE SINTETICA RESISTENTE AGLI OLI, OZONO, ABRASIONE ED AGENTI ATMOSFERICI.
 IMPIEGO : PER PASSAGGIO A BASSA PRESSIONE DEI FLUIDI IDRAULICI A BASE DI OLI MINERALI, GREGGIO, ACQUA ED ARIA COMPRESA, ETC.

 TUBE : CAOUTCHOUC SPECIAL SYNTHETIQUE RESISTANT AUX HUILES HYDRAULIQUES.
 RENFORCEMENT : 1 TRESSE TEXTILE TRES RESISTANTE.
 REVETEMENT : CAOUTCHOUC SPECIAL SYNTHETIQUE RESISTANTE A L'OZONE, AUX HUILES, CARBURANTS ET AGENTS ATMOSPHERIQUES.
 APPLICATION : POUR LE PASSAGE A BASSE PRESSION DES HUILES HYDRAULIQUES, D'HUILES MINERALES, EAU, AIR, HYDROCARBURES ETC.


Dash Size	ID		OD	WP		BP		BR/r	W	L
	inch	mm	mm	bar	psi	bar	psi	mm	g/m	m
-03	3/16"	4.8	10.7	25	363	230	3335	35	95	>10
-04	1/4"	6.4	12.3	25	363	180	2610	45	115	>10
-05	5/16"	8	13.9	20	290	180	2610	65	130	>10
-06	3/8"	9.5	15.5	20	290	170	2465	75	155	>10
-08	1/2"	12.7	19	16	232	160	2320	90	205	>10
-10	5/8"	16	22.6	16	232	130	1885	115	265	>10
-12	3/4"	19	25.8	12	174	120	1740	140	315	>10
-16	1"	25.4	33.2	12	174	95	1378	150	475	>10

OPTIONS / OPTIONEN / OPZIONI / OPTIONS




MARKING / BESCHRIFTUNG / MARCATURA / MARQUAGE: **TRANSFER TAPE, EMBOSSED OR INK JET**

SEL SELTEX TS 6388/EN 854 1TE (") (DN ** mm) Max. W.P. *** Bar / **** PSI** 


NORMS	EN 854 TYPE 1TE	ISO 1307	COLOUR	
NORMEN	DIN 20021 1 TE		FARBEN	
NORME	TS 6388 EN 854 TIP 1TE		COLORI	
NORMES	ISO 4079-1 1 TE		COULEUR	


1 Textile Braid



 TUBE : HYDRAULIC OIL RESISTANT SPECIAL SYNTHETIC RUBBER.
 REINFORCEMENT : 1 HIGH TENSILE SYNTHETIC TEXTILE BRAID.
 COVER : OIL, ABRASION, OZONE AND WEATHER RESISTANT SPECIAL SYNTHETIC RUBBER.
 APPLICATION : FOR HYDRAULIC CONTROL LINES, DISCHARGE UNDER LOW PRESSURE OF HYDRAULIC FLUIDS, FUEL OIL, GREASE, AIR AND WATER.

 SEELE : SPEZIELLES SYNTETHISCHES GUMMI, BESTÄNDIG GEGEN HYDRAULIKÖLE
 EINLAGE : 1 HOCHZUGFESTES, SYNTHETISCHES TEXTILGEFLECHT
 DECKE : SYNTHETISCHES GUMMI, ÖL-, OZON- UND WITTERUNGSBESTÄNDIG
 ANWENDUNG : GEEIGNET ALS MITTELDRUCKSCHLAUCH FÜR HYDRAULIK-, HEIZ- UND MINERALÖLE, SCHMIERFETT, WASSER UND LUFT

 SOTTOSTRATO : GOMMA SPECIALE SINTETICA, RESISTENTE AGLI OLI IDRAULICI.
 RINFORZO : 1 TRECCIA TESSILE AD ALTA TENACITÀ.
 COPERTURA : GOMMA SPECIALE SINTETICA RESISTENTE AGLI OLI, OZONO, ABRASIONE ED AGENTI ATMOSFERICI.
 IMPIEGO : PER PASSAGGIO A BASSA PRESSIONE DEI FLUIDI IDRAULICI A BASE DI OLI MINERALI, GREGGIO, ACQUA ED ARIA COMPRESSA, ETC.

 TUBE : CAOUTCHOUC SPECIAL SYNTHETIQUE RESISTANT AUX HUILES HYDRAULIQUES.
 RENFORCEMENT : 1 TRESSE TEXTILE TRES RESISTANTE.
 REVETEMENT : CAOUTCHOUC SPECIAL SYNTHETIQUE RESISTANTE A L'OZONE, AUX HUILES, CARBURANTS ET AGENTS ATMOSPHERIQUES.
 APPLICATION : POUR LE PASSAGE A BASSE PRESSION DES HUILES HYDRAULIQUES, D'HUILES MINERALES, EAU, AIR, HYDROCARBURES ETC.


Dash Size	ID		OD	WP		BP		VACUUM	BR/r	W	L
	inch	mm	mm	bar	psi	bar	psi	bar	mm	g/m	m
-03	3/16"	4.8	11.8	80	1160	410	5945	- 0.60	25	115	>10
-04	1/4"	6.4	13.4	75	1088	400	5800	- 0.60	40	150	>10
-05	5/16"	8	14.9	68	986	380	5510	- 0.60	50	170	>10
-06	3/8"	9.5	16.5	63	914	310	4495	- 0.60	60	195	>10
-08	1/2"	12.7	19.7	58	841	280	4060	- 0.60	70	240	>10
-10	5/8"	16	23.9	50	725	260	3770	-	90	325	>10
-12	3/4"	19	27	45	653	230	3335	-	110	380	>10
-16	1"	25.4	34.4	40	580	200	2900	-	150	545	>10
-20	1 1/4"	31.8	41.4	35	508	180	2610	-	170	740	>10
-24	1 1/2"	38.1	48.1	30	435	180	2610	-	190	870	>10

OPTIONS / OPTIONEN / OPZIONI / OPTIONS





MARKING / BESCHRIFTUNG / MARCATURA / MARQUAGE: **TRANSFER TAPE, EMBOSSED OR INK JET**


SEL SELTEX TS 6388/EN 854 2TE (*) (DN ** mm) Max. W.P. *** Bar / **** PSI** 


NORMS	EN 854 TYPE 2TE	ISO 1307	COLOUR	
NORMEN	DIN 20021 2 TE		FARBEN	
NORME	TS 6388 EN 854 TIP 2TE		COLORI	
NORMES	ISO 4079-1 2 TE		COULEUR	


2 Textile Braid



 TUBE : HYDRAULIC OIL RESISTANT SPECIAL SYNTHETIC RUBBER.
 REINFORCEMENT : 2 HIGH TENSILE SYNTHETIC TEXTILE BRAID.
 COVER : OIL, ABRASION, OZONE AND WEATHER RESISTANT SPECIAL SYNTHETIC RUBBER.
 APPLICATION : FOR HYDRAULIC CONTROL LINES, DISCHARGE UNDER MEDIUM PRESSURE OF HYDRAULIC FLUIDS, FUEL OIL, GREASE, AIR AND WATER.

 SEELE : SPEZIELLES SYNTHETISCHES GUMMI, BESTÄNDIG GEGEN HYDRAULIKÖLE
 EINLAGE : 2 HOCHZUGFESTE, SYNTHETISCHE TEXTILGEFLECHTE
 DECKE : SYNTHETISCHES GUMMI, ÖL-, OZON- UND WITTERUNGSBESTÄNDIG
 ANWENDUNG : GEEIGNET ALS MITTELDRUCKSCHLAUCH FÜR HYDRAULIK-, HEIZ- UND MINERALÖLE, SCHMIERFETT, WASSER UND LUFT

 SOTTOSTRATO : GOMMA SPECIALE SINTETICA RESISTENTE AGLI OLI IDRAULICI.
 RINFORZO : 2 TRECCE TESSILI AD ALTA TENACITÀ.
 COPERTURA : GOMMA SPECIALE SINTETICA RESISTENTE AGLI OLI, OZONO, ABRASIONE ED AGENTI ATMOSFERICI.
 IMPIEGO : PER PASSAGGIO A MEDIA PRESSIONE DEI FLUIDI IDRAULICI A BASE DI OLI MINERALI, GREGGIO, ACQUA ED ARIA COMPRESSA, ETC.

 TUBE : CAOUTCHOUC SPECIAL SYNTHETIQUE RESISTANT AUX HUILES HYDRAULIQUES.
 RENFORCEMENT : 2 TRESSSES TEXTILE TRES RESISTANTES.
 REVETEMENT : CAOUTCHOUC SPECIAL SYNTHETIQUE RESISTANTE A L'OZONE, AUX HUILES, CARBURANTS ET AGENTS ATMOSPERIQUES.
 APPLICATION : POUR LE PASSAGE A PRESSION MOYENNE DES HUILES HYDRAULIQUES, D'HUILES MINERALES, EAU, AIR, HYDROCARBURES ETC.


ID		OD		WP		BP		VACUUM	BR/r	W	L
Dash Size	inch	mm	mm	bar	psi	bar	psi	bar	mm	g/m	m
-03	3/16"	4.8	12.8	160	2320	700	10150	-0.80	40	135	>10
-04	1/4"	6.4	14.4	145	2103	630	9135	-0.80	45	165	>10
-05	5/16"	8	16.9	130	1885	580	8410	-0.80	55	215	>10
-06	3/8"	9.5	18.5	110	1595	500	7250	-0.80	70	245	>10
-08	1/2"	12.7	21.7	93	1349	440	6380	-0.80	85	305	>10
-10	5/8"	16	25.9	80	1160	380	5510	-0.80	105	410	>10
-12	3/4"	19	29	70	1015	330	4785	-0.60	130	465	>10
-16	1"	25.4	35.9	55	798	280	4060	-0.60	150	630	>10
-20	1 1/4"	31.8	42.3	45	653	220	3190	-0.60	190	755	>10
-24	1 1/2"	38.1	49.6	40	580	190	2755	-	240	965	>10
-32	2"	50.8	62.3	33	479	160	2320	-	300	1280	max. 46
-38	2 3/8"	60	72	25	363	140	2030	-	400	1555	max. 46
-50	3 1/8"	80	94	18	261	100	1450	-	500	2010	max. 46
-63	3 15/16"	100	116	10	145	70	1015	-	600	2685	max. 46

OPTIONS / OPTIONEN / OPZIONI / OPTIONS




MARKING / BESCHRIFTUNG / MARCATURA / MARQUAGE: **TRANSFER TAPE, EMBOSSED OR INK JET**


SEL SELTEX TS 6388/EN 854 3TE (*) (DN ** mm) Max. W.P. *** Bar / **** PSI** 


NORMS	EN 854 TYPE 3TE	ISO 1307	COLOUR	
NORMEN	DIN 20021 3TE		FARBEN	
NORME	TS 6388 EN 854 TIP 3TE		COLORI	
NORMES	ISO 4079-1 3 TE		COULEUR	


Push-On Hose



 TUBE : HYDRAULIC OIL RESISTANT SPECIAL SYNTHETIC RUBBER (RMA CLASS B).
 REINFORCEMENT : 1 HIGH TENSILE SYNTHETIC TEXTILE BRAID.
 COVER : OIL, ABRASION, OZONE AND WEATHER RESISTANT SPECIAL SYNTHETIC RUBBER.
 APPLICATION : FOR HYDRAULIC CONTROL LINES, DISCHARGE UNDER LOW PRESSURE OF HYDRAULIC FLUIDS, FUEL OIL, GREASE, AIR AND WATER.

 SEELE : SPEZIELLES SYNTETHISCHES GUMMI, BESTÄNDIG GEGEN HYDRAULIKÖLE (RMA CLASS B).
 EINLAGE : 1 HOCHZUGFESTES, SYNTHETISCHES TEXTILGEFLECHT
 DECKE : SYNTHETISCHES GUMMI, ÖL-, OZON- UND WITTERUNGSBESTÄNDIG
 ANWENDUNG : GEEIGNET ALS NIEDERDRUCKSCHLAUCH FÜR HYDRAULIK-, HEIZ- UND MINERALÖLE, SCHMIERFETT, WASSER UND LUFT

 SOTTOSTRATO : GOMMA SPECIALE SINTETICA, RESISTENTE AGLI OLI IDRAULICI (RMA CLASS B).
 RINFORZO : 1 TRECCIA TESSILE AD ALTA TENACITÀ.
 COPERTURA : GOMMA SPECIALE SINTETICA RESISTENTE AGLI OLI, OZONO, ABRASIONE ED AGENTI ATMOSFERICI.
 IMPIEGO : PER PASSAGGIO A BASSA PRESSIONE DEI FLUIDI IDRAULICI A BASE DI OLI MINERALI, GREGGIO, ACQUA ED ARIA COMPRESSA, ETC.

 TUBE : CAOUTCHOUC SPECIAL SYNTHETIQUE RESISTANT AUX HUILES HYDRAULIQUES (RMA CLASS B).
 RENFORCEMENT : 1 TRESSE TEXTILE TRES RESISTANTE.
 REVETEMENT : CAOUTCHOUC SPECIAL SYNTHETIQUE RESISTANTE A L'OZONE, AUX HUILES, CARBURANTS ET AGENTS ATMOSPHERIQUES.
 APPLICATION : POUR LE PASSAGE A BASSE PRESSION DES HUILES HYDRAULIQUES, D'HUILES MINERALES, EAU, AIR, HYDROCARBURES ETC.


ID			OD	WP		BP		BR/r	W	L
Dash Size	inch	mm	mm	bar	psi	bar	psi	mm	g/m	m
-03	3/16"	4.8	10.7	34	493	136	1972	50	90	>10
-04	1/4"	6.4	12.3	28	406	112	1624	65	105	>10
-05	5/16"	8	13.9	28	406	112	1624	75	130	>10
-06	3/8"	9.5	15.5	28	406	112	1624	80	150	>10
-08	1/2"	12.7	19.5	28	406	112	1624	100	220	>10
-10	5/8"	16	22.6	24	348	96	1392	125	260	>10
-12	3/4"	19	25.8	21	305	84	1218	150	305	>10
-16	1"	25.4	33.2	20	290	80	1160	170	435	>10

OPTIONS / OPTIONEN / OPZIONI / OPTIONS



MARKING / BESCHRIFTUNG / MARCATURA / MARQUAGE: **TRANSFER TAPE, EMBOSSED OR INK JET**

SEL TAK-FLEX PUSH ON (*) (DN ** mm) Max. W.P. *** Bar / **** PSI**

NORMS NORMEN NORME NORMES	ISO 1307	COLOUR FARBEN COLORI COULEUR	
------------------------------------	----------	---------------------------------------	--



SAE J 2064 Type B Class 1 - 5/8" Max. W

SAE J 2064 Type B Class 1 - 5/8"

35 Bar



A/C Refrigerant Hose



TUBE : SPECIAL BUTYL RUBBER WITH VERY LOW GAS PERMEATION.
 REINFORCEMENT : 1 HIGH TENSILE SYNTHETIC TEXTILE BRAID.
 COVER : SPECIAL SYNTHETIC PIN-PRICKED RUBBER, RESISTANT TO HIGH TEMPERATURE APPLICATIONS.
 APPLICATION : FOR THE TRANSFER OF R134a GAS AND LIQUID, IN AIR CONDITIONING SYSTEMS FOR AUTOMOTIVE INDUSTRY.



SEELE : SPEZIELLE GUMMIMISCHUNG MIT SEHR GERINGER KÜHLMITTELDURCHLÄSSIGKEIT, GLATT
 EINLAGE : 1 HOCHZUGFESTES, SYNTHETISCHES TEXTILGEFLECHT
 DECKE : SPEZIELLES, SYNTHETISCHES GUMMI, GEPRICKT, GEEIGNET FÜR ANWENDUNGEN MIT HOHEN TEMPERATUREN
 ANWENDUNG : GEEIGNET FÜR KÜHLMITTEL R134A IN GAS- UND FLÜSSIGFORM BEI KLIMAANLAGEN UND KRAFTFAHRZEUGEN



SOTTOSTRATO : TUBO SPECIALE DI BUTYL CON BASSA PERMEABILITA DI GAS.
 RINFORZO : 1 TRECCIA IN TESSILE AD ALTA TENACITA.
 COPERTURA : GOMMA SPECIALE SINTETICA MICRO-FORATA PER APPLICAZIONI AD ALTE TEMPERATURE.
 IMPIEGO : CARICO DEL R134a LIQUIDO E GAS NEI SISTEMA DI ARIA CONDIZIONATA IN INDUSTRIA AUTOMOBILISTICA.



TUBE : MELANGE SPECIAL BUTYL A TRES BASSE PERMEABILITE.
 RENFORCEMENT : 1 TRESSE SYNTHETIQUE TEXTILE A HAUTE TENACITE.
 REVETEMENT : CAOUTCHOUC SYNTHETIQUE SPECIAL, MICRO PERFORE RESISTANT A HAUTE TEMPERATURE.
 APPLICATION : POUR LE TRANSFERT DU R134a EN GAZ ET EN LIQUIDE. DANS LE SYSTEMES DE CLIMATISATION POUR L'INDUSTRIE AUTOMOBILE.

ID		OD		WP		BP		BR/r	W	L
Dash Size	inch	mm	mm	bar	psi	bar	psi	mm	g/m	m
-06	5/16"	8	15.5	35	508	137	1987	30	165	>10
-08	13/32"	10.3	18.0	35	508	137	1987	50	215	>10
-10	1/2"	13	20.0	35	508	137	1987	60	240	>10
-12	5/8"	16	23.5	35	508	137	1987	80	290	>10

RECOMMENDED LUBRICANTS : **Only PAG**
 EMPFOHLENE SCHMIERMITTEL : **Nur PAG**
 CONSIGLIA LUBRIFICANTI : **Solo PAG**
 RECOMMANDE LUBRIFIANTS : **Seul PAG**

OPTIONS / OPTIONEN / OPZIONI / OPTIONS




-30°C / +125°C
 -22°F / +257°F

MARKING / BESCHRIFTUNG / MARCATURA / MARQUAGE: **TRANSFER TAPE, EMBOSSED OR INK JET**

SEL SELKLIMA SAE J 2064 Type A Class 1 - (*) Max. W.P. *** Bar**

NORMS NORMEN NORME NORMES	SAE J 2064 TYPE A CLASS 1	COLOUR FARBEN COLORI COULEUR	
------------------------------------	---------------------------	---------------------------------------	--

A/C Refrigerant Hose



TUBE : SPECIAL BUTYL RUBBER WITH VERY LOW GAS PERMEATION.
 REINFORCEMENT : 1 HIGH TENSILE STEEL WIRE BRAID.
 COVER : SPECIAL SYNTHETIC PIN-PRICKED RUBBER, RESISTANT TO HIGH TEMPERATURE APPLICATIONS.
 APPLICATION : FOR THE TRANSFER OF R134a GAS AND LIQUID, IN AIR CONDITIONING SYSTEMS FOR AUTOMOTIVE INDUSTRY.



SEELE : SPEZIELLE GUMMIMISCHUNG MIT SEHR GERINGER KÜHLMITTELDURCHLÄSSIGKEIT, GLATT
 EINLAGE : 1 GEFLECHTSEINLAGE AUS HOCHZUGFESTEM STAHLDRAHT
 DECKE : SPEZIELLES, SYNTHETISCHES GUMMI, GEPRICKT, GEEIGNET FÜR ANWENDUNGEN MIT HOHEN TEMPERATUREN
 ANWENDUNG : GEEIGNET FÜR KÜHLMITTEL R134A IN GAS- UND FLÜSSIGFORM BEI KLIMAAANLAGEN UND KRAFTFAHRZEUGEN



SOTTOSTRATO : TUBO SPECIALE DI BUTYL CON BASSA PERMEABILITA DI GAS.
 RINFORZO : 1 TRECCIA IN ACCIAIO AD ALTA TENACITA.
 COPERTURA : GOMMA SPECIALE SINTETICA MICRO-FORATA PER APPLICAZIONI AD ALTE TEMPERATURE.
 IMPIEGO : CARICO DEL R134a LIQUIDO E GAS NEI SISTEMA DI ARIA CONDIZIONATA IN INDUSTRIA AUTOMOBILISTICA.



TUBE : MELANGE SPECIAL BUTYL A TRES BASSE PERMEABILITE.
 RENFORCEMENT : 1 TRESSE ACIER A HAUTE TENACITE.
 REVETEMENT : CAOUTCHOUC SYNTHETIQUE SPECIAL, MICRO PERFORE RESISTANT A HAUTE TEMPERATURE.
 APPLICATION : POUR LE TRANSFERT DU R134a EN GAZ ET EN LIQUIDE. DANS LE SYSTEMES DE CLIMATISATION POUR L'INDUSTRIE AUTOMOBILE.

Dash Size	ID		OD	WP		BP		BR/r	W	L
	inch	mm	mm	bar	psi	bar	psi	mm	g/m	m
-04	3/16"	4.8	13	35	508	137	1987	85	220	>10
-05	1/4"	6.4	14.9	35	508	137	1987	85	280	>10
-06	5/16"	8	17.2	35	508	137	1987	85	345	>10
-08	13/32"	10.3	19.3	35	508	137	1987	95	400	>10
-10	1/2"	12.7	23.4	35	508	137	1987	115	545	>10
-12	5/8"	16	27.3	35	508	137	1987	135	685	>10
-16	7/8"	22.2	31.2	35	508	137	1987	155	725	>10
-20	1 1/8"	28.6	38	35	508	137	1987	190	935	>10

RECOMMENDED LUBRICANTS : **Only PAG**
 EMPFOHLENE SCHMIERMITTEL : **Nur PAG**
 CONSIGLIA LUBRIFICANTI : **Solo PAG**
 RECOMMANDE LUBRIFIANTS : **Seul PAG**

OPTIONS / OPTIONEN / OPZIONI / OPTIONS



-30°C / +125°C
 -22°F / +257°F

MARKING / BESCHRIFTUNG / MARCATURA / MARQUAGE: **TRANSFER TAPE, EMBOSSED OR INK JET**



NORMS NORMEN NORME NORMES		COLOUR FARBEN COLORI COULEUR	
------------------------------------	--	---------------------------------------	--

Barrier Layered Service A/C Refrigerant Hose



	TUBE BARRIER REINFORCEMENT COVER APPLICATION	: BLACK, SMOOTH, SPECIAL SYNTHETIC RUBBER WITH VERY LOW GAS PERMEATION : POLYAMIDE LAYER, RESISTANT TO GAS PERMEATION : 2 HIGH TENSILE SYNTHETIC TEXTILE BRAID. : BLACK, SPECIAL SYNTHETIC RUBBER, RESISTANT TO HIGH TEMPERATURE APPLICATIONS. : FOR THE TRANSFER OF R134a-R404-R410 GAS AND LIQUID, IN AIR CONDITIONING SYSTEMS FOR AUTOMOTIVE INDUSTRY.
	SEELE BARRIERE EINLAGE DECKE ANWENDUNG	: SPEZIELLE GUMMIMISCHUNG MIT SEHR GERINGER KÜHLMITTELDURCHLÄSSIGKEIT, GLATT : THERMOPLASTIK (PA) MIT SEHR GERINGER KÜHLMITTELDURCHLÄSSIGKEIT : 2 HOCHZUGFESTE, SYNTHETISCHE TEXTILGEFLECHTE : SPEZIELLES, SYNTHETISCHES GUMMI, GEEIGNET FÜR ANWENDUNGEN MIT HOHEN TEMPERATUREN : GEEIGNET FÜR KÜHLMITTEL R134a-R404-R410 IN GAS- UND FLÜSSIGFORM BEI KLIMAAANLAGEN VON KRAFTFAHRZEUGEN
	SOTTOSTRATO BARRIERE RINFORZO COPERTURA IMPIEGO	: GOMMA SPECIALE SINTETICA LISCIA NERA CON BASSA PERMEABILITA DI GAS. : POLYAMIDE RESISTENTE ALLA PERMEAZIONE DI GAS : 2 TRECCIE IN TESSILE AD ALTA TENACITA. : GOMMA SPECIALE SINTETICA NERA, RESISTENTE ALLE APPLICAZIONI AD ALTA TEMPERATURA. : CARICO E SCARICO DEL R134a-R404-R410 LIQUIDO E GAS, NEI SISTEMA DI ARIA CONDIZIONATA IN INDUSTRIA AUTOMOBILISTICA
	TUBE BARRIERE RENFORCEMENT REVETEMENT APPLICATION	: CAOUTCHOUC SPECIAL SYNTHETIQUE, NOIR, LISSE, A TRES BASSE PERMEABILITE DE GAZ. : POLYAMIDE A TRES BASSE PERMEABILITE. : 2 TRESSSES SYNTHETIQUES TEXTILE A HAUTE TENACITE. : CAOUTCHOUC SPECIAL SYNTHETIQUE, NOIR RESISTANT AUX APPLICATIONS A HAUTE TEMPERATURE. : POUR LE TRANSFERT DU R134a-R404-R410 EN GAZ ET EN LIQUIDE. DANS LE SYSTEMES DE CLIMATISATION POUR L'INDUSTRIE AUTOMOBILE.

ID		OD		WP		BP		BR/r	W	L
Dash Size	inch	mm	mm	bar	psi	bar	psi	mm	g/m	m
-	-	5.7	12.2	52	750	276	4000	45	115	> 10

- RECOMMENDED LUBRICANTS : **PAG or POE**
 EMPFOHLENE SCHMIERMITTEL : **PAG oder POE**
 CONSIGLIA LUBRIFICANTI : **PAG o POE**
 RECOMMANDE LUBRIFIANTS : **PAG ou POE**




MARKING / BESCHRIFTUNG / MARCATURA / MARQUAGE: **TRANSFER TAPE, EMBOSSED OR INK JET**



NORMS NORMEN NORME NORMES	SAE J 2196	COLOUR FARBEN COLORI COULEUR	
------------------------------------	------------	---------------------------------------	--

Barrier Layered A/C Refrigerant Hose



TUBE : BLACK, SMOOTH, SPECIAL SYNTHETIC RUBBER WITH VERY LOW GAS PERMEATION
 BARRIER : POLYAMIDE LAYER, RESISTANT TO GAS PERMEATION
 REINFORCEMENT : 2 HIGH TENSILE SYNTHETIC TEXTILE SPIRAL LAYER.
 COVER : BLACK, SPECIAL SYNTHETIC RUBBER, RESISTANT TO HIGH TEMPERATURE APPLICATIONS.
 APPLICATION : FOR THE TRANSFER OF R134a-R404-R410 GAS AND LIQUID, IN AIR CONDITIONING SYSTEMS FOR AUTOMOTIVE INDUSTRY.



SEELE : SPEZIELLE GUMMIMISCHUNG MIT SEHR GERINGER KÜHLMITTELDURCHLÄSSIGKEIT, GLATT
 BARRIERE : THERMOPLASTIK (PA) MIT SEHR GERINGER KÜHLMITTELDURCHLÄSSIGKEIT
 EINLAGE : 2 HOCHZUGFESTE, SPIRALISIERTE, SYNTHETISCHE TEXTILEINLAGEN
 DECKE : SPEZIELLES, SYNTHETISCHES GUMMI, GEEIGNET FÜR ANWENDUNGEN MIT HOHEN TEMPERATUREN
 ANWENDUNG : GEEIGNET FÜR KÜHLMITTEL R134a-R404-R410 IN GAS- UND FLÜSSIGFORM BEI KLIMAAANLAGEN VON KRAFTFAHRZEUGEN



SOTTOSTRATO : GOMMA SPECIALE SINTETICA LISCIA NERA CON BASSA PERMEABILITA DI GAS.
 BARRIERE : POLYAMIDE RESISTENTE ALLA PERMEAZIONE DI GAS
 RINFORZO : 2 SPIRALI IN TESSILE AD ALTA TENACITA.
 COPERTURA : GOMMA SPECIALE SINTETICA NERA, RESISTENTE ALLE APPLICAZIONI AD ALTA TEMPERATURA.
 IMPIEGO : CARICO E SCARICO DEL R134a-R404-R410 LIQUIDO E GAS, NEI SISTEMA DI ARIA CONDIZIONATA IN INDUSTRIA AUTOMOBILISTICA



TUBE : CAOUTCHOUC SPECIAL SYNTHETIQUE, NOIR, LISSE, A TRES BASSE PERMEABILITE DE GAZ.
 BARRIERE : POLYAMIDE A TRES BASSE PERMEABILITE.
 RENFORCEMENT : 2 NAPPES SPIRALES SYNTHETIQUES TEXTILE A HAUTE TENACITE.
 REVETEMENT : CAOUTCHOUC SPECIAL SYNTHETIQUE, NOIR RESISTANT AUX APPLICATIONS A HAUTE TEMPERATURE.
 APPLICATION : POUR LE TRANSFERT DU R134a-R404-R410 EN GAZ ET EN LIQUIDE. DANS LE SYSTEMES DE CLIMATISATION POUR L'INDUSTRIE AUTOMOBILE.

Dash Size	ID		OD	WP		BP		BR/r	W	L
	inch	mm	mm	bar	psi	bar	psi	mm	g/m	m
-06	5/16"	8	19	35	508	137	1987	55	285	>10
-08	13/32"	10.3	23	35	508	137	1987	75	405	>10
-10	1/2"	13	25.4	35	508	137	1987	90	460	>10
-12	5/8"	16	28.6	35	508	137	1987	110	545	>10

RECOMMENDED LUBRICANTS : **PAG or POE**
 EMPFOHLENE SCHMIERMITTEL : **PAG oder POE**
 CONSIGLIA LUBRIFICANTI : **PAG o POE**
 RECOMMANDE LUBRIFIANTS : **PAG ou POE**



-30°C / +125°C
 -22°F / +257°F

MARKING / BESCHRIFTUNG / MARCATURA / MARQUAGE: **TRANSFER TAPE, EMBOSSED OR INK JET**

SEL ICESTREAM AIR CONDITIONING HOSE SAE J 2064 Type C - (**) (DN ** mm) W.P. *** Bar >CPE-PA-PVA-EPDM<

NORMS NORMEN NORME NORMES	SAE J 2064 TYPE C	COLOUR FARBEN COLORI COULEUR	
------------------------------------	-------------------	---------------------------------------	--

Barrier Layered A/C Refrigerant Hose



TUBE : BLACK, SMOOTH, SPECIAL SYNTHETIC RUBBER WITH VERY LOW GAS PERMEATION
 BARRIER : POLYAMIDE LAYER, RESISTANT TO GAS PERMEATION
 REINFORCEMENT : 1 HIGH TENSILE SYNTHETIC TEXTILE BRAID.
 COVER : BLACK, SPECIAL SYNTHETIC RUBBER, RESISTANT TO HIGH TEMPERATURE APPLICATIONS.
 APPLICATION : FOR THE TRANSFER OF R134a-R404-R410 GAS AND LIQUID, IN AIR CONDITIONING SYSTEMS FOR AUTOMOTIVE INDUSTRY.



SEELE : SPEZIELLE GUMMIMISCHUNG MIT SEHR GERINGER KÜHLMITTELDURCHLÄSSIGKEIT, GLATT
 BARRIERE : THERMOPLASTIK (PA) MIT SEHR GERINGER KÜHLMITTELDURCHLÄSSIGKEIT
 EINLAGE : 1 HOCHZUGFESTES, SYNTHETISCHES TEXTILGEFLECHT
 DECKE : SPEZIELLES, SYNTHETISCHES GUMMI, GEEIGNET FÜR ANWENDUNGEN MIT HOHEN TEMPERATUREN
 ANWENDUNG : GEEIGNET FÜR KÜHLMITTEL R134a-R404-R410 IN GAS- UND FLÜSSIGFORM BEI KLIMAAANLAGEN VON KRAFTFAHRZEUGEN



SOTTOSTRATO : GOMMA SPECIALE SINTETICA LISCIA NERA CON BASSA PERMEABILITA DI GAS.
 BARRIERE : POLYAMIDE RESISTENTE ALLA PERMEAZIONE DI GAS
 RINFORZO : 1 TRECCA IN TESSILE AD ALTA TENACITA.
 COPERTURA : GOMMA SPECIALE SINTETICA NERA, RESISTENTE ALLE APPLICAZIONI AD ALTA TEMPERATURA.
 IMPIEGO : CARICO E SCARICO DEL R134a-R404-R410 LIQUIDO E GAS, NEI SISTEMA DI ARIA CONDIZIONATA IN INDUSTRIA AUTOMOBILISTICA.



TUBE : CAOUTCHOUC SPECIAL SYNTHETIQUE, NOIR, LISSE, A TRES BASSE PERMEABILITE DE GAZ.
 BARRIERE : POLYAMIDE A TRES BASSE PERMEABILITE.
 RENFORCEMENT : 1 TRESSE SYNTHETIQUE TEXTILE A HAUTE TENACITE.
 REVETEMENT : CAOUTCHOUC SPECIAL SYNTHETIQUE, NOIR RESISTANT AUX APPLICATIONS A HAUTE TEMPERATURE.
 APPLICATION : POUR LE TRANSFERT DU R134a-R404-R410 EN GAZ ET EN LIQUIDE. DANS LE SYSTEMES DE CLIMATISATION POUR L'INDUSTRIE AUTOMOBILE.

Dash Size	ID		OD	WP		BP		BR/r	W	L
	inch	mm	mm	bar	psi	bar	psi	mm	g/m	m
-05	1/4"	6	12.8	35	508	137	1987	45	125	>10
-06	5/16"	8	18.5	35	508	137	1987	70	290	>10
-08	13/32"	10.3	22.4	35	508	137	1987	80	415	>10
-10	1/2"	13	24.6	35	508	137	1987	90	460	>10
-12	5/8"	16	28.1	35	508	137	1987	102	565	>10

RECOMMENDED LUBRICANTS : **PAG or POE**
 EMPFOHLENE SCHMIERMITTEL : **PAG oder POE**
 CONSIGLIA LUBRIFICANTI : **PAG o POE**
 RECOMMANDE LUBRIFIANTS : **PAG ou POE**




-30°C / +125°C
 -22°F / +257°F


MARKING / BESCHRIFTUNG / MARCATURA / MARQUAGE: **TRANSFER TAPE, EMBOSSED OR INK JET**


SEL ICESTREAM AIR CONDITIONING HOSE SAE J 2064 Type C - (**) (DN ** mm) W.P. *** Bar >CPE-PA-PVA-EPDM<


NORMS NORMEN NORME NORMES	SAE J 2064 TYPE C	COLOUR FARBEN COLORI COULEUR	
------------------------------------	-------------------	---------------------------------------	--




Hydraulic Brake



 TUBE : HYDRAULIC BRAKE FLUID RESISTANT SPECIAL SYNTHETIC RUBBER.
 REINFORCEMENT : HIGH TENSILE SYNTHETIC TEXTILE.
 COVER : ABRASION, OZONE AND WEATHER RESISTANT SPECIAL SYNTHETIC RUBBER.
 APPLICATION : IN AUTOMOTIVE HYDRAULIC BRAKE SYSTEMS.

 SEELE : SYNTETHISCHES GUMMI, BESTÄNDIG GEGEN BREMSÖL
 EINLAGE : HOCHZUGFESTE SYNTHETISCHE TEXTILEINLAGE
 DECKE : SPEZIELLES, SYNTETHISCHES GUMMI, ABRIEB-, ÖL- UND WITTERUNGSBESTÄNDIG
 ANWENDUNG : GEEIGNET ALS HYDRAULIKBREMSSCHLAUCH BEI KRAFTFAHRZEUGEN

 SOTTOSTRATO : GOMMA SPECIALE SINTETICA RESISTENTE AI FLUIDI IDRAULICI PER I SISTEMI FRENANTI DEGLI AUTOVEICOLI.
 RINFORZO : INSERZIONI TESSILI AD ALTA TENACITÀ.
 COPERTURA : GOMMA SPECIALE SINTETICA RESISTENTE ALL'ABRASIONE, OZONO ED AGENTI ATMOSFERICI.
 IMPIEGO : ADATTO PER I SISTEMI FRENANTI E FLUIDI IDRAULICI DEGLI AUTOVEICOLI.

 TUBE : CAOUTCHOUC SYNTHETIQUE SPECIAL RESISTANT AUX LIQUIDES DE FREIN HYDRAULIQUE.
 RENFORCEMENT : TRESSE TEXTILE A HAUTE TENACITE.
 REVETEMENT : CAOUTCHOUC SYNTHETIQUE SPECIAL RESISTANT A L'ABRASION, L'OZONE ET AGENTS ATMOSPHERIQUES.
 APPLICATION : POUR LES SYSTEMES HYDRAULIQUES DE FREINAGE DAN L'AUTOMOBILE.

Dash Size	ID		OD	WP		BP		W	L
	inch	mm	mm	bar	psi	bar	psi	g/m	m
-02	1/8"	3.2	10.5	276	4002	490	7105	90	>10
-03	3/16"	5	13	276	4002	345	5003	130	>10

CERTIFICATE
 ZERTIFIZIERT
 CERTIFICATO
 CERTIFICAT

D.O.T and U.S. FMVSS 106


TYPE HB381 : Ribbed
TYPE HB383 : Smooth

OPTIONS / OPTIONEN / OPZIONI / OPTIONS




MARKING / BESCHRIFTUNG / MARCATURA / MARQUAGE: **EMBOSSED OR INK JET**

SEL / **SELBRAKE** / TS ISO 3996 (***) HL (YEAR)

NORMS NORMEN NORME NORMES	TS ISO 3996 ISO 1307	COLOUR FARBEN COLORI COULEUR	
------------------------------------	-------------------------	---------------------------------------	--

Air Brake



TUBE : SPECIAL SYNTHETIC RUBBER.
 REINFORCEMENT : HIGH TENSILE SYNTHETIC TEXTILE.
 COVER : ABRASION, OZONE AND WEATHER RESISTANT SPECIAL BLACK SYNTHETIC RUBBER.
 APPLICATION : USED IN AUTOMOTIVE AIR BRAKE SYSTEMS.



SEELE : SPEZIELLES SYNTETHISCHES GUMMI
 EINLAGE : HOCHZUGFESTE SYNTHETISCHE TEXTILEINLAGEN
 DECKE : SPEZIELLES, SYNTETHISCHES GUMMI, ABRIEB-, ÖL- UND WITTERUNGSBESTÄNDIG
 ANWENDUNG : GEEIGNET ALS LUFTBREMSBREMSSCHLAUCH BEI KRAFTFAHRZEUGEN



SOTTOSTRATO : GOMMA SPECIALE SINTETICA.
 RINFORZO : INSERZIONI TESSILI AD ALTA TENACITÀ.
 COPERTURA : GOMMA SINTETICA RESISTENTE ALL'ABRASIONE, OZONO E AGENTI ATMOSFERICI.
 IMPIEGO : PER I SISTEMI FRENANTI AD ARIA DEGLI AUTOVEICOLI INDUSTRIALI.



TUBE : CAOUTCHOUC SYNTHETIQUE SPECIAL
 RENFORCEMENT : TRESSE TEXTILE A HAUTE TENACITE.
 REVETEMENT : CAOUTCHOUC SYNTHETIQUE SPECIAL, NOIR, RESISTANT A L'ABRASION, L'OZONE ET AGENTS ATMOSPHERIQUES.
 APPLICATION : POUR LES SYSTEMES DE FREINAGE DES VEHICULES.

ID		OD		WP		BP		BR/r	W	L
Dash Size	inch	mm	mm	bar	psi	bar	psi	mm	g/m	m

CODE: H 372 SAE J 1402/WAPPED COVER

-06	3/8"	9.5	19.0	20.7	300	62	900	89	260	> 10
-08	1/2"	13	22.2	20.7	300	62	900	102	325	> 10
-10	5/8"	16	26.9	20.7	300	62	900	114	475	> 10

CODE: C 375 DIN 74310 /SMOOTH COVER

-07	7/16"	11	18	10	145	25	363	89	215	10-100
-08	1/2"	13	25	10	145	25	363	102	480	10-100




-40°C / + 80°C
 -40°F / +176°F


MARKING / BESCHRIFTUNG / MARCATURA / MARQUAGE: **TRANSFER TAPE, EMBOSSED OR INK JET**


SEL	SELBRAKE-2	SAE J 1402 (***) mm AIR BRAKE (YEAR) (LOT)
SEL	SELBRAKE-2	DIN 74310 (***) mm AIR BRAKE (YEAR) (LOT)


NORMS	SAE J 1402 TYPE A	COLOUR	
NORMEN	DIN 74310	FARBEN	
NORME	BSAU 110/5	COLORI	
NORMES		COULEUR	


Power Steering Hose



 TUBE : HYDRAULIC OIL RESISTANT SPECIAL SYNTHETIC RUBBER.
 REINFORCEMENT : 2 HIGH TENSILE SYNTHETIC TEXTILE BRAID.
 COVER : OIL, ABRASION, OZONE AND WEATHER RESISTANT SYNTHETIC RUBBER.
 APPLICATION : FOR POWER STEERING HOSE IN PASSENGER CARS OR LIGHT TRUCKS.

 SEELE : SPEZIELLES, SYNTETHISCHES GUMMI, BESTÄNDIG GEGEN HYDRAULIKÖLE
 EINLAGE : 2 HOCHZUGFESTE SYNTHETISCHE TEXTILEINLAGEN
 DECKE : SYNTHETISCHES GUMMI, ÖL-, OZON- UND WITTERUNGSBESTÄNDIG
 ANWENDUNG : GEEIGNET ALS HYDRAULIKSCHLAUCH BEI LENK- UND STEUEREINHEITEN VON PKW UND LKW

 SOTTOSTRATO : GOMMA SPECIALE SINTETICA RESISTENTE AGLI OLI IDRAULICI.
 RINFORZO : 2 TRECCE TESSILI AD ALTA TENACITÀ.
 COPERTURA : GOMMA SPECIALE SINTETICA RESISTENTE AGLI OLI, OZONO, ABRASIONE E AGENTI ATMOSFERICI.
 IMPIEGO : PER LINEE DI PILOTAGGIO SERVO STERZO.

 TUBE : CAOUTCHOUC SYNTHETIQUE SPECIAL RESISTANT AUX HUILES HYDRAULIQUES.
 RENFORCEMENT : 2 TRESSERES TEXTILE TRES RESISTANTES
 REVETEMENT : CAOUTCHOUC SYNTHETIQUE SPECIAL RESISTANT A L'ABRASION, ET AGENTS ATMOSPHERIQUES.
 APPLICATION : POUR LIGNES DE PILOTAGE DES VEHICULES.

ID		OD		WP		BP		BR/r	W	L
Dash Size	inch	mm	mm	bar	psi	bar	psi	mm	g/m	m

CODE: H 335 SAE J 188 / WRAPPED COVER

-06	3/8"	9.8	20	103	1500	414	6000	70	315	>10
-----	------	-----	----	-----	------	-----	------	----	-----	-----

CODE: C 33G SAE J 189 / WRAPPED COVER

-06	3/8"	9.8	16.7	17	250	69	1000	80	205	>10
-----	------	-----	------	----	-----	----	------	----	-----	-----




-40°C / +120°C (+135°C DISCONTINUOUS)
 -40°F / +248°F (+275°F DISCONTINUOUS)

MARKING / BESCHRIFTUNG / MARCATURA / MARQUAGE: **TRANSFER TAPE, EMBOSSED OR INK JET**

SEL / STEERTEX / SAE J 188 (*mm) POWER STEERING PRESSURE HOSE (YEAR) (LOT)**

SEL / STEERTEX / SAE J 189 (*mm) POWER STEERING RETURN HOSE (YEAR) (LOT)**

NORMS NORMEN NORME NORMES	SAE J 188 SAE J 189	COLOUR FARBEN COLORI COULEUR	
------------------------------------	------------------------	---------------------------------------	--



FORCESTRE

D87/EN 853 1SN 3" Max. WP 35 Bar



SEL

FOR



Spiral Guards



APPLICATION : PROTECTION SPIRAL FOR HOSE AND CABLES.



ANWENDUNG : SCHUTZWENDEL FÜR SCHLAUCH UND KABEL.



IMPIEGO : SPIRALE DI PROTEZIONE PER TUBI E CAVI.



APPLICATION : SPIRALE DE PROTECTION POUR TUYAUX ET CABLES.

Polyethylene Spiral Guards

ID	OD	Wall Thickness	Spiral Pitch	W	L
mm	mm	mm	mm	g/m	m
7,5	10	1,25	9	32	20
9,5	12	1,25	11	39	20
13	16	1,5	15	64	20
16	20	2	18	106	20
20	25	2,5	22,5	166	20
24	29	2,5	28	196	20
27	32	2,5	30	217	10
30	35	2,5	30	239	10
35	40	2,5	28	276	10
44	50	3	28	415	2
50	60	5	28	810	2
60	70	5	32	958	2
65	75	5	32	1032	2
75	85	5	35	1180	2
80	90	5	35	1252	2
100	110	5	35	1548	2

Polyamide Spiral Guards

ID	OD	Wall Thickness	Spiral Pitch	W	L
mm	mm	mm	mm	g/m	m
7,5	10	1,25	9	37	20
9,5	12	1,25	11	45	20
13	16	1,5	15	74	20
16	20	2	18	122	20
20	25	2,5	22,5	190	20
24	29	2,5	28	225	20
27	32	2,5	30	250	10
30	35	2,5	30	275	10
35	40	2,5	28	317	10
44	50	3	28	477	2
50	60	5	28	931	2
60	70	5	28	1083	2
65	75	5	32	1134	2
75	85	5	32	1295	2
80	90	5	35	1377	2
100	110	5	35	1700	2



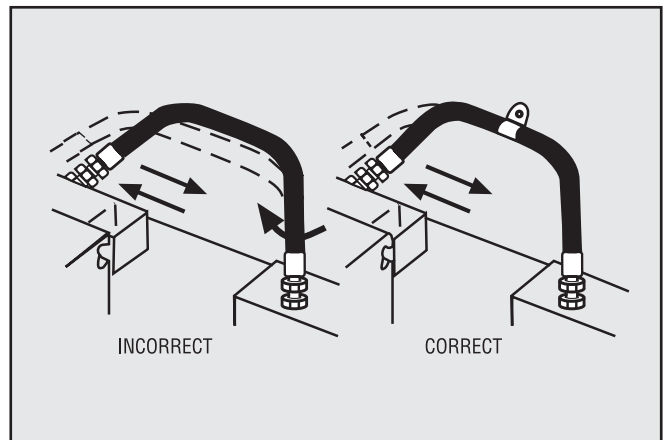
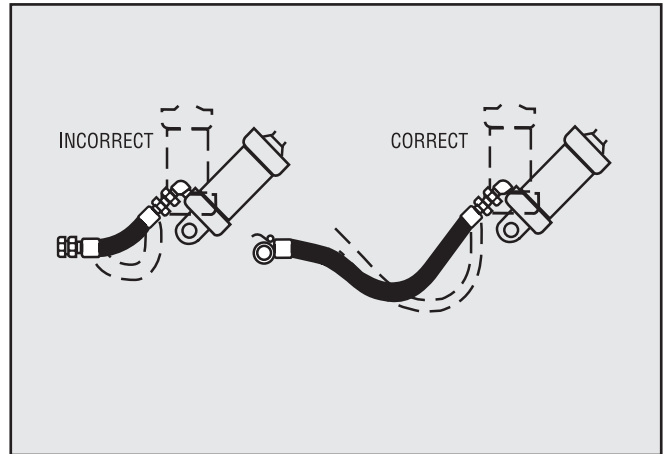
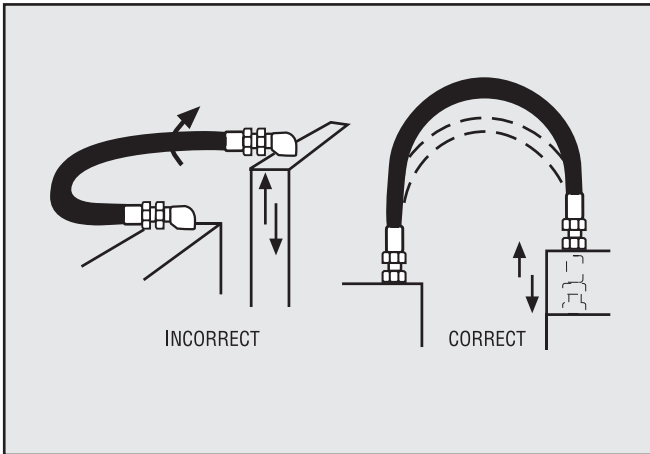
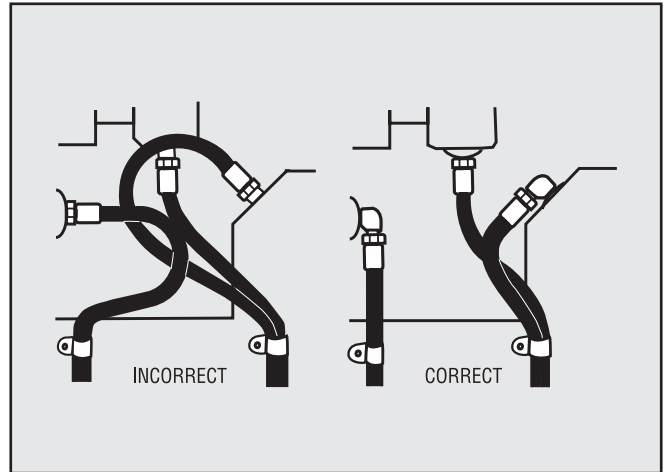
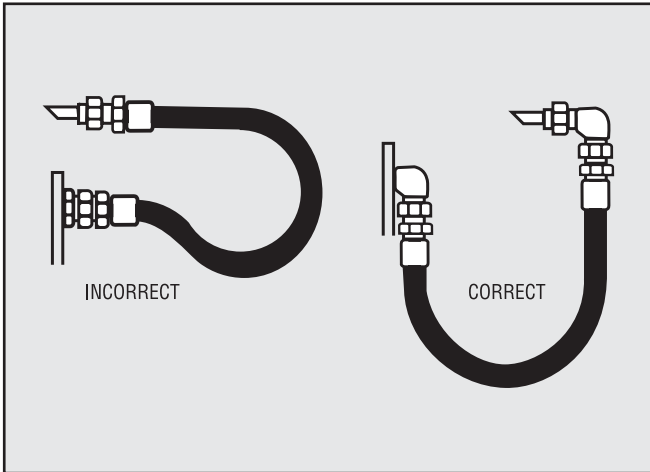
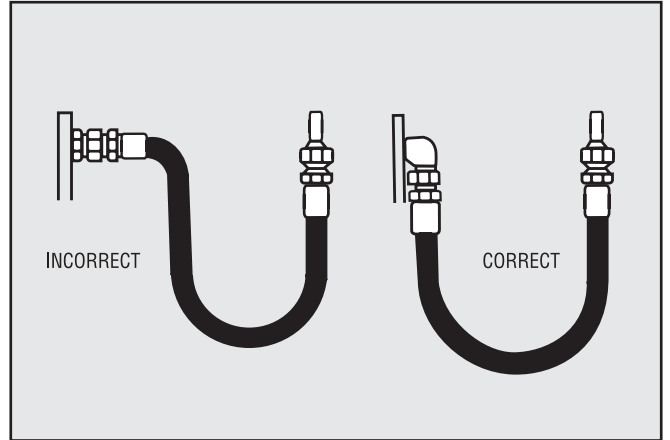
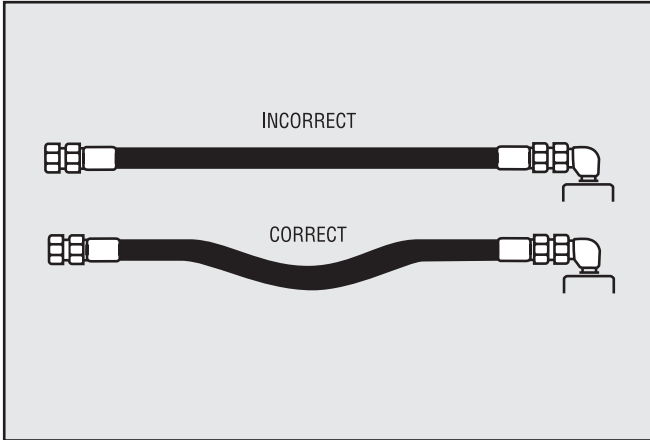
- 20 °C / + 60 °C
- 4 °F / +140 °F



- 40 °C / +100 °C
- 40 °F / +212 °F

NORMS NORMEN NORME NORMES	ISO 1307	MARKING BESCHRIFTUNG MARCATURA MARQUAGE	COLOUR FARBEN COLORI COULEUR	
------------------------------------	----------	--	---------------------------------------	--

Hose Installation Guide



Use - Maintenance - Conservation - Shipment & Storage

Hoses have a certain life-time. Users must necessarily choose the hose that suits best to the work to be carried out. In case the work to be carried out brings about risks, users must use a hose of a nature enabling elimination of all possible risks.

Particularly, users must pay ultimate attention to opted hose in case of high operating pressures. Hoses must not be used for any purpose other than those that are met for design specifications. The hose must be used in such a way that there should be no sharp bending.

Hoses must not be used under such pressures higher than operation pressures specified in their design characteristics. During hose use, there must be no sudden pressure increase, however, the pressure must be increased gradually. Hoses must not be kinked, and forced by associated apparatuses and devices during use. When carrying big-size heavy hoses, attention must be paid for proper carriage by using hangers or carriage equipments. Particularly, in AV heavy duty hoses, proper supporting apparatuses must be used.

During storage, hoses may negatively be affected from ozone, sunlight, oils, solvents, smoke, corrosive liquids, insects, rodents and radioactive materials. Proper storage for hoses depends on diameter and length size, quantity and packaging type of the hose. If hoses are bundled, bundles must not be stowed vertically but horizontally. Generally, wire braided and heavy hoses should be placed at the bottom while light hoses should be superposed.

If possible, hoses must be stored in their original packaging. If hoses are stored in cases, wood or cardboard cases should be preferred. Ideal storage temperature is 10-20 °C. Avoid storing at temperatures higher than 38 °C.

Unless otherwise specified in their design, hoses harden under 0 °C. Therefore, they must be restored to operating temperature range, if possible, before use. Hoses must be kept away from heat sources (radiator, stove, etc.) and hot surfaces. They must not be stored at such environments with high and low humidity conditions. Hoses are negatively affected from conditions of high ozone concentration. They must be protected from direct or reflecting sunlight. Lights emitted by florescent and mercury lamps have detrimental effects on unpackaged hoses. Storage area should be relatively cool and dark, and free from mold and humidity. When using hoses, FIFO (First In, First Out) principle should be preferred for moving out of storage area. If foregoing instructions are observed, the life of hose will be prolonged.

Sales Terms & Conditions

POLİMER KAUÇUK SANAYİ VE PAZARLAMA ANONİM ŞİRKETİ

EMEA Standard Terms and Conditions of Sale (dated August 2014)

These terms and conditions of sale ("Terms and Conditions of Sale") are between POLİMER KAUÇUK SANAYİ VE PAZARLAMA ANONİM ŞİRKETİ ("Seller") selling the products ("Product") or services ("Service") to a buyer ("Buyer"). These Terms and Conditions of Sale are subject to change, as notified by Eaton posting revised Terms and Conditions of Sale on its websites at www.selhoses.com or www.eaton.com

1. Quotations and Price Lists

1.1 Quotation: Written quotations by Seller ("Quotations") unless otherwise indicated therein, shall expire automatically ninety (90) days after the date appearing on the Quotations unless Seller receives and accepts Buyer's order within that period. Prior to the expiration date any Quotation is subject to change by Seller at any time upon written notice to Buyer.

1.2 Price Lists: Price List means the list of prices applicable for the Sellers products and as published by the Seller. Different Price Lists may apply for each of Seller's product category. Each Price List is valid from its effective date as indicated on such Price List until its revision by the Seller. The Price List is subject to these Terms and Conditions of Sale.

2. Acceptance of Purchase Orders

Notwithstanding any contrary language in Buyer's purchase order, each purchase order shall be subject to acceptance by an authorized employee of Seller and each transaction shall be governed exclusively by these Terms and Conditions of Sale ("Contract"), except if any specific terms have been expressly and mutually agreed by the parties and confirmed in Seller's sale order acknowledgment of each purchase order. Such acceptance is expressly limited to these Terms and Conditions of Sale, and any additional or different terms proposed by Buyer are automatically rejected unless expressly and specifically agreed in writing by Seller. No contract shall exist except as here in above provided. No contingency contained on any purchase order shall be binding upon the Seller and such additional or conflicting terms are deemed rejected by the Seller.

3. Price Changes

Prices, provided by way of a Quotation or in its silence a Price List, are subject to change in accordance with prices prevailing at the time of shipment. Seller reserves the right to make any corrections to prices quoted due to clerical errors or errors of omission. In the event of any specific requirements (including without limitation any design, specification, ordered quantity, or shipment changes) representing a price increase, Buyer will be notified about the change.

4. Payment Terms

Unless otherwise agreed in writing by Seller and subject to Buyer's credit status at delivery, payment shall be i) in accordance with the payment terms or progress payment schedule specified in the Quotation or in its silence, ii) thirty (30) days net from invoice date. If at any time, Buyer is delinquent in any of its payments for the Product or Service under this Contract or otherwise considered financially insecure by Seller, Seller may, in its discretion, and without prejudice to its other rights, suspend shipment (including partial shipments of any Order) of Product or delivery of Service, or require Customer to prepay for further Product shipments or Service delivery, until complete payment has been received. Seller shall apply late payment interest from the day following the stipulated date for payment of the invoice until full payment is received by Seller. The interest rate shall be the then-current ECB interest rate – Marginal lending facility – as published by the European Central Bank plus eight (8) percentage points or the maximum rate permitted by the applicable law, whichever is higher. Buyer shall bear all costs (including without limitation any reasonable attorney's fees, legal costs, collection costs) incurred by Seller. Upon written request by Seller, Buyer shall provide Seller with all then-current financial information necessary at any time to review and confirm Buyer's creditworthiness. The Buyer has no right to offset against claims and has no right of retention or withholding payment unless Buyer's counterclaim has been established by a final and binding decision of the competent court.

5. Taxes Charges and others

Price is exclusive of VAT, any custom duties, taxes, levies and similar charges, premium freight costs, customized packaging, disassembly, take-back, proper recycling and disposal of waste or other costs applicable at the delivery date by Seller.

6. Delivery

Lead times are for reference only and are subject to change. Design and/or specification changes are subject to review for possible adjustments to delivery. Order quantities are subject to scheduled delivery dates must be mutually agreed upon, except for a production variance applied by Seller of 10% from the Quotation. Delivery shall be made at the date or within the time period mutually agreed upon in writing. Seller shall have the right to make partial shipment of the Product or Services and invoices Buyer in accordance with the payment terms set forth in Clause 4 herein.

7. Packaging

The cost of standard bulk packaging for shipment is included in Seller's price, subject to Clause 5 herein. Additional charges may be imposed for special domestic packaging, overseas packaging, or special marking performed at Buyer's request and agreed to by Seller. Packaging materials will not be taken back by Seller unless Seller so agreed in writing.

8. Shipment Terms

Unless Seller agrees otherwise all shipments shall be FCA at Seller's designated location (delivery point) (per ICC Incoterms 2010). Seller shall also be entitled to impose additional charges for the completion, at Buyer's request, of forms with respect to shipping. Unless otherwise agreed, shipment may be made by lots of reasonable commercial size as Seller deems appropriate.

9. Title and Risk of Loss

9.1 Transfer of risk: Risk of loss or damage shall pass from Seller to Buyer and delivery shall be deemed to occur upon transfer of possession to the first common carrier or Buyer's representative at the delivery point per the applicable shipping term (per ICC Incoterms 2010).

9.2 Retention of Title: Seller retains title to all Products delivered by Seller until receipt of all amounts invoiced including interests and charges. In the event Buyer re-sells the Products before property in the products passes to Buyer in accordance with Clause 9 herein, Buyer shall account to Seller for all of the proceeds of any re-sale and prior to paying such proceeds to Seller, Buyer shall hold the same in a fiduciary capacity keeping the same separate from its other money. Unless mutually agreed in writing, Buyer assigns hereby to Seller the portion of the Buyer's claim against its end-customer to the extent the Products have been processed, transformed or combined with other products sold by Buyer to such end-customer. Upon request, Buyer has to notify the assigned claim and the debtor thereof to Seller, to make all information and material required for the debt collection available and to notify the assignment to third-party debtor. If the Products are attached or otherwise levied upon, Buyer shall draw attention to Seller's title and immediately inform Seller of the attachment or levy. Seller shall be entitled to carry out all applications and registrations as it deems necessary for securing its title and Buyer shall assist upon request.

The retention of title shall not affect the passing of risk under Clause 9.1.

10. Delays or Default in Delivery, Limitation of Liability

Under no circumstances shall Seller have any liability for penalties or other consequential damages of any kind resulting in whole or in part from Seller's delay in delivering, or failure to deliver, any products to Buyer under this Contract.

IN ANY AND ALL EVENTS, SELLER'S TOTAL MAXIMUM LIABILITY IN CONTRACT, WARRANTY, TORT OR OTHERWISE SHALL BE LIMITED TO (I) DIRECT DAMAGES AND TO (II) THE VALUE OF THE DEFECTIVE PRODUCTS (OR SERVICES AS APPLICABLE) IN CASE OF BREACH OF WARRANTY OR THE VALUE OF THE INDIVIDUAL PURCHASE ORDER, ISSUED UNDER THE CONTRACT, IN THE PERFORMANCE OF WHICH SELLER BREACHED ANY OF ITS OBLIGATIONS. THE FOREGOING LIMITATION OF LIABILITY DOES NOT APPLY IF THE DAMAGE IN QUESTION IS PROVED TO BE DUE TO INTENTIONAL ACTS OR ACTS OF GROSS NEGLIGENCE, WITHIN THE TERMS OF MANDATORY STATUTORY PROVISIONS.

11. Intellectual Property

Buyer shall indemnify and hold Seller harmless from and against any and all losses, costs, expenses, claims, demands, suits and judgments arising from actual or alleged infringements of any third-party's intellectual property rights by any Product manufactured to Buyer's specifications, or to the extent that such infringement is caused by Seller's compliance with any Buyer's requirement or specification. Subject to the foregoing, Seller shall defend any suit or proceeding brought against Buyer on a claim that a Product sold under this Contract, or any part thereof, directly infringes any third party intellectual property right, provided that Seller is notified promptly in writing and given all necessary information, assistance

and authority to defend the same.

Seller shall pay all damages and costs awarded against Buyer as a result thereof. If as the result of such direct infringement, the court enjoins the use of any product, or part thereof, in the manner intended by Seller, Seller shall at its sole expense and option

- (a) procure for Buyer the right to continue using said product or part,
- (b) replace such product or part with a non-infringing product or part
- (c) modify said product or part so that it becomes non-infringing or
- (d) remove said product or part and refund its purchase price and transportation costs. Seller shall have no further liability for actual or alleged patent infringement except as provided herein.

12. Design and Technical Information

Seller claims proprietary rights in the items and information associated with this order. Drawings and technical information are issued in confidence for engineering information and mutual assistance only and may not be publicly disseminated, reproduced or used by Buyer without Seller's prior written consent and shall be returned when its purpose has been served.

13. Confidentiality

The parties agree to keep confidential and treat as business secrets all commercial and technical information of the other party, which comes to their knowledge in the course of the business relationship and is identified to be confidential, unless such information is or becomes public knowledge without fault of the receiving party. The terms of this provision shall survive the termination or expiration of any Contract as defined,

14. Warranty; Defects

Warranty: Seller's warranty is as set forth herein pursuant to Eaton's Warranty Policy Number M-HYOV-TB001-E, and any subsequent revisions posted on the Eaton Hydraulics Product Literature website

<http://www.eaton.com/Eaton/ProductsServices/Hydraulics/WarrantyTermsConditions/index.htm> or www.selhoses.com.

SELLER WILL HAVE NO OTHER OBLIGATION WHATSOEVER WITH REGARD TO THE GOODS EXCEPT AS STATED IN THE WARRANTY. THE WARRANTY IS EXCLUSIVE AND SELLER HEREBY EXPRESSLY DISCLAIMS ALL OTHER WARRANTIES, EXPRESS OR IMPLIED, INCLUDING THE IMPLIED WARRANTIES OF MERCHANTABILITY AND FITNESS FOR A PARTICULAR PURPOSE. IN NO EVENT SHALL SELLER BE RESPONSIBLE FOR INCIDENTAL, CONSEQUENTIAL, PUNITIVE OR LIQUIDATED DAMAGES.

14.1 Defects notification: The Buyer shall notify the Seller of defects (including, but not limited to, incorrect or insufficient deliveries) in writing and without delay. Such notice shall no longer be deemed "without delay" when it is not given within ten (10) business days; this deadline shall be deemed to have been met if the notice is posted within this period.

14.2 The Seller shall not be required to remove a defective item from a different item or system (not supplied by the Seller) in which the defective Product is integrated. Subject to applicable laws the Buyer's right of recourse against the Seller shall only exist subject to prior written consent by Seller.

15. Cancellation

Changes and/or cancellations to existing schedules or orders are subject to Seller's acceptance and any applicable cancellation charges (and possible increase in per piece price due to reschedules). Cancellation charges will be determined by the type of product and the stage of completion. Cancellation conditions and charges for special product will be based on the selling price less amounts saved at the time of cancellation. In any and all cases, Buyer may not cancel any order at least twenty (20) business days before the originally scheduled delivery date. Seller will accept temporary holds on orders for rescheduling purposes for a period not to exceed thirty (30) days. If at that time a reschedule is not received, Seller reserves the right to recommence shipments in accordance with the original schedule or cancel the order.

16. Returns

No products shall be returned to Seller, whether for inspection, repair, replacement, or any other reason, without prior written approval from Seller, failing which Seller will not bear or be responsible for any related costs and risks. Products and parts must be returned in new or like new condition with complete identification in accordance with our instruction

or the shipment may not be accepted. Where authorization has been obtained to return products and parts for reasons beyond warranty, a restocking charge of twenty five percent (25%) and any additional transportation charges are applicable.

17. Minimum Order

Minimum order amount is EUR 5000 (five thousand Euros), or the equivalent amount in the currency applicable to the sale, unless otherwise approved in writing by Seller.

18. Remedies

Any lawsuit or legal claim for breach of this Contract must be brought within one (1) year after the breach occurs. This does not affect Buyer's obligation to inspect the condition of the purchased object as soon as feasible in the normal course of business and, if he discovers defects for which Seller is liable under Warranty, to notify Seller without delay (Art. 201 par. 1 of the Swiss Code of Obligations).

19. Currency

Unless otherwise indicated on the Quotation, order acknowledgement or invoice, all payments are to be made in the currency indicated by Seller on the invoice.

20. Compliance with Laws

20.1 Seller shall comply with all laws and regulations to which Seller is subject pertaining to the manufacture of the Products. For the avoidance of doubt, "laws and regulations" do not include recommendations of standard-setting organizations. Seller shall not be responsible for noncompliance with laws arising out of combination, operation or use of the Products with products not supplied by Seller where use of the Products without such combination, operation or use would be in compliance with such laws.

20.2 Customer shall obtain all licenses, permits and approvals required by any government or applicable authority, including any recycling or take-back programs applicable to packaging of Products, and shall comply with all applicable laws, rules, regulations, policies and procedures and any requirements applicable to the importation, exportation, use, sale, loan, purchase, destruction and distribution of Products under any laws and regulations, of any government or other competent authority where the Products are to be used or deployed (collectively, "Applicable Laws"). In the event of any third party claim against Seller relating to the foregoing, Buyer shall provide all necessary information and assistance in the resolution of the claim and Buyer shall indemnify and hold Seller harmless against any such third-party's claim. Buyer warrants that it shall not take any action or permit or authorize any action that will render Seller liable for a violation of the U.S. Foreign Corrupt Practices Act and any applicable local law, which prohibits the offering, giving or promising to offer or give, directly or indirectly, money or anything of value to any official of a government, political party or instrumentality thereof in order to assist it or Seller in obtaining or retaining business. Seller strives to maintain the highest standards of business integrity. If Buyer has any cause for concern regarding any business practices these should be reported to Seller.

Buyer acknowledges that the failure to comply with all such Applicable Laws and/or Seller's policies will be deemed a material breach of this Contract, and shall entitle Seller to terminate this Contract (in addition to any other remedies Seller may have at law or equity). Buyer agrees to indemnify, defend and hold Seller harmless from any breach of Buyer's obligation under this clause.

21. Export, Re-export, Transfer and Use Controls

The Products (or Services) supplied by Seller under this Contract may be subject to export controls under the laws and regulations of the United States (U.S.). Buyer shall comply with such laws and regulations governing export, re-export, transfer and use of Seller Products and will obtain all required U.S. and local authorizations, permits, or licenses. Seller and Buyer each agree to provide the other party with information, support documents, and assistance as may reasonably be required by the other in connection with securing authorizations or licenses. Buyer's obligations under this clause shall survive the expiration or termination of this Contract.

22. Termination

22.1 If a party breaches any of the provisions of this Contract, the non-breaching party may terminate this Contract as follows:

- (a) immediately upon providing written notice to the breaching party if the breach is not capable of being cured, and
- (b) thirty (30) days after providing written notice to the breaching party if the breaching party fails to cure such breach within such thirty (30) day period.

22.2 The termination of the Contract in any way whatsoever will be without prejudice to the rights, obligations and liabilities of either party accrued prior to termination.

23. Bankruptcy

If bankruptcy proceedings are instituted against any contracting party or an application for bankruptcy proceedings against that party is not granted for insufficiency of assets, the other party may terminate the contract with a prior written notice subject to any applicable mandatory law. Notwithstanding the foregoing, the Seller's title to the delivered goods shall not be affected by the bankruptcy and/or insolvency proceedings. At its discretion and at any time, Seller shall be entitled to enter the Buyer's premises and re-take possession of any goods that have been delivered but remained unpaid by the Buyer.

24. Assignment

Seller shall be entitled to delegate, transfer or assign its rights and obligations arising from the Contract, in whole or in part, to any affiliate company which is owned, directly or indirectly, by Eaton Corporation. Seller may, without Buyer's consent, assign the right to receive any amount due.

25. Personal Data Processing

In performing the Contract as defined, the parties may have access to one or more databases, applications, reports, documents and/or other information in hardcopy or electronic form that contain or process data relating to identified or identifiable individuals ("Personal Data"). Such individuals may include employees, temporary workers, contractors, consultants, students, customers, end-users or other business partners. Each party acknowledges that Personal Data, in whichever form, is of a very sensitive nature, and hereby undertake to treat Personal Data strictly confidential and to use them only within the limits authorized by Seller. If necessary and upon request of Seller, Buyer shall procure from its employees, agents or sub-contractor that they sign Seller standard individual forms regarding the protection of Personal Data. The parties consent to the processing of their respective Personal Data. In particular each party agrees expressly that the other party communicates the received Personal Data to any service provider in- and outside the EU for performing this Contract, including for accounting, financing and contract management purposes.

26. Force Majeure

Seller shall not be liable for failure or delay in shipping or delivery of goods, if such failure or delay is due to an act of God, fire, flood, war, labor difficulties, accidents, strikes, lockouts, civil disorders, governmental priorities or embargoes, inability or difficulty in obtaining raw materials or supplies at contracted raw material prices or any other reasons which are beyond the control of Seller.

27. Governing Law

The terms and conditions of this Contract shall be exclusively governed by and construed in accordance with the substantive laws of Switzerland, excluding its conflict of laws principles and excluding the UN Convention on Contracts for the International Sales of Goods. Any dispute, controversy or claim arising out of or in connection with any Contract as defined, including governing law, validity, invalidity, breach or termination, that cannot be settled amicably within sixty (60) days shall fall within the exclusive jurisdiction of the competent court in Geneva, Switzerland.

Conversion Chart

	Unit	From	To	Multiply By
Length	1 Inch	in	m	0.0254
	1 Meter	m	in	39.370
	1 Foot	ft	m	0.3048
	1 Meter	m	ft	3.281
Area	1 Square inch	in ²	mm ²	645.16
	1 Square meter	m ²	in ²	1550
Volume	1 Gallon (UK)	gal	L	4.546
	1 Liter	L	gal (UK)	0.22
	1 Gallon (US)	gal	L	3.78
	1 Liter	L	gal (US)	0.264
Weight	1 Pound	1 lb	kg	0.454
	1 Kilogram	kg	1 lb	2.205
Pressure	1 Pound per square inch	psi	bar	0.06895
	1 Bar	bar	psi	14.5
	1 Pound per square inch	psi	Mpa	0.006895
	1 Mega Pascal	Mpa	psi	145.035
	1 Kilo Pascal	Kpa	bar	0.01
	1 Bar	bar	Kpa	100
	1 Mega Pascal	Mpa	bar	10
	1 Bar	bar	Mpa	0.1
Velocity	1 Foot per second	ft/s	m/s	0.3048
	1 Meter per second	m/s	ft/s	3.281
Flow Rate	1 Gallon per minute (UK)	gal / min.	l / min.	4.546
	1 Liter per minute	l / min.	gal / min. (UK)	0.22
	1 Gallon per minute (US)	gal / min.	l / min.	3.78
	1 Liter per minute	l / min.	gal / min. (US)	0.264
Temperature	Fahrenheit degree	°F	°C	5/9 (°F-32)
	Celsius degree	°C	°F	9x°C/5+32

Pressure Conversion Table

PSI	MPa	Kgf/cm ²	BARS	ATMOS PHERES	PSI	MPa	Kgf/cm ²	BARS	ATMOS PHERES	PSI	MPa	Kgf/cm ²	BARS	ATMOS PHERES	PSI	MPa	Kgf/cm ²	BARS	ATMOS PHERES
25	.17	1.76	1.72	1.70	2500	17.24	175.77	172.50	170.00	5200	35.85	365.60	353.80	353.60	7900	54.47	555.42	545.10	537.20
50	.34	3.52	3.45	3.40	2600	17.93	182.80	179.40	176.80	5300	36.54	372.63	365.70	360.40	8000	55.16	562.46	552.00	544.00
75	.52	5.27	5.18	5.10	2700	18.62	189.83	186.30	183.60	5400	37.23	379.66	376.60	367.20	8100	55.85	565.49	558.90	550.80
100	.69	7.03	6.90	6.80	2800	19.30	196.86	193.20	190.40	5500	37.92	386.69	379.50	374.00	8200	56.54	576.52	565.80	557.60
200	1.38	14.06	13.80	13.60	2900	19.99	203.89	200.10	197.20	5600	38.61	393.72	386.40	380.80	8300	57.23	583.55	572.70	564.40
300	2.07	21.09	20.70	20.40	3000	20.68	210.92	207.00	204.00	5700	39.30	400.75	393.30	387.60	8400	57.92	590.58	576.60	571.20
400	2.76	28.12	27.60	27.20	3100	21.37	217.95	213.90	210.80	5800	39.99	407.78	400.20	394.40	8500	58.61	597.61	586.50	587.00
500	3.45	65.15	34.50	34.00	3200	22.06	244.98	220.80	217.60	5900	40.68	414.81	407.10	401.20	8600	59.30	604.64	593.40	584.80
600	4.14	42.18	41.40	40.80	3300	22.75	232.01	227.70	224.40	6000	41.37	421.84	414.00	408.00	8700	59.98	611.67	600.30	591.60
700	4.83	49.21	48.30	47.60	3400	23.44	239.04	243.60	231.20	6100	42.06	428.87	420.90	414.80	8800	60.67	618.70	607.20	598.40
800	5.52	56.24	55.20	54.10	3500	24.13	246.07	241.50	238.00	6200	42.75	435.90	427.80	421.60	8900	61.36	625.73	614.10	605.20
900	5.20	63.28	62.10	61.20	3600	24.82	253.10	243.40	244.80	6300	43.44	442.93	434.70	428.40	9000	62.05	632.76	621.00	612.00
1000	6.90	70.31	69.00	68.00	3700	25.51	260.14	255.30	251.60	6400	44.13	449.96	441.60	435.20	9100	62.74	639.79	627.90	618.80
1100	7.58	77.34	75.90	74.80	3800	26.20	267.17	262.20	258.40	6500	44.82	457.00	448.50	442.00	9200	63.43	646.82	634.80	625.60
1200	8.27	84.37	82.80	81.60	3900	26.89	274.20	269.10	265.20	6600	45.51	464.03	455.40	448.80	9300	64.12	653.86	641.70	632.40
1300	8.96	91.40	89.70	88.40	4000	27.58	281.23	276.00	272.00	6700	46.20	471.06	462.30	445.60	9400	64.81	660.89	648.60	639.20
1400	9.65	98.43	96.60	95.20	4100	28.27	288.26	282.90	278.80	6800	46.88	478.09	469.20	462.40	9500	65.50	667.92	655.50	646.00
1500	10.34	105.46	103.50	102.00	4200	28.96	295.29	289.80	285.60	6900	47.57	485.12	476.10	496.20	9600	66.19	674.95	662.40	652.80
1600	11.03	112.49	110.40	108.80	4300	29.65	302.32	296.70	292.40	7000	48.26	492.15	438.00	476.40	9700	66.88	681.98	669.30	659.60
1700	11.72	119.52	117.30	115.60	4400	30.34	309.35	303.60	299.20	7100	48.95	499.18	489.90	469.20	9800	67.57	689.01	676.20	666.40
1800	12.41	126.55	124.20	122.40	4500	31.03	316.38	310.50	306.00	7200	49.64	506.21	496.80	489.60	9900	68.26	696.04	683.10	673.20
1900	13.10	133.58	131.10	129.20	4600	31.72	323.41	317.40	312.80	7300	50.33	513.24	503.70	496.40	10000	68.95	703.07	690.00	680.00
2000	13.79	140.61	138.00	136.00	4700	32.41	330.44	324.30	319.60	7400	51.02	520.27	510.60	503.20	11000	75.84	773.38	759.00	748.00
2100	14.48	147.64	144.90	142.80	4800	33.10	337.47	331.20	326.40	7500	51.71	527.50	517.50	510.00	12000	82.74	843.68	828.00	816.00
2200	15.17	154.68	151.80	149.60	4900	33.78	344.50	338.10	333.20	7600	52.40	534.33	524.40	516.80	13000	89.63	913.99	897.00	884.00
2300	15.86	161.71	158.70	156.40	5000	34.47	351.54	345.00	340.00	7700	53.09	541.36	531.30	523.60	14000	96.53	984.30	966.00	952.00
2400	16.55	168.74	165.60	163.20	5100	35.16	358.57	351.90	346.80	7800	53.78	548.39	538.20	530.40	15000	103.42	1054.60	1035.00	1020.00

PSI X .0068948 = Megapascals (MPa) = meganewton/meter²

PSI X .070307 = Kilogram-force per square centimeter

PSI X .0690 = Bars

PSI X .0680 = Atmospheres

1 MP = 10 Bars

1 Bar = 14.5 PSI

1kgf/cm² = 14.22 PSI

1 PSI = .00689 MPa

Vacuum Conversion Table

ATM	PSI	WATER		MERCURY		%
		METER	FEET	MM	INCHES	
0.1	1.4	1	3' 3-3/8"	73.6	2.9	10
0.2	2.8	2	6' 6-3/4"	147.1	5.8	20
0.3	4.2	3	9' 10-1/8"	220.7	8.7	30
0.4	5.7	4	13' 1-1/2"	249.2	11.6	40
0.5	7.1	5	16' 4-13/16"	267.8	14.5	50
0.6	8.5	6	19' 8-3/16"	441.3	17.4	60
0.7	10.0	7	22' 11-9/16"	514.9	20.3	70
0.8	11.4	8	26' 2-15/16"	588.4	23.2	80
0.9	12.8	9	29' 6-3/8"	662.0	26.0	90
1.0	14.2	10	32' 9-11/16"	735.5	29.0	100